

ENG
distar.tools




2026

DISTAR

Tools for finishing operations

The company reserves the right to make changes to the tool specifications.

For detailed and up-to-date information, please contact official distributors.

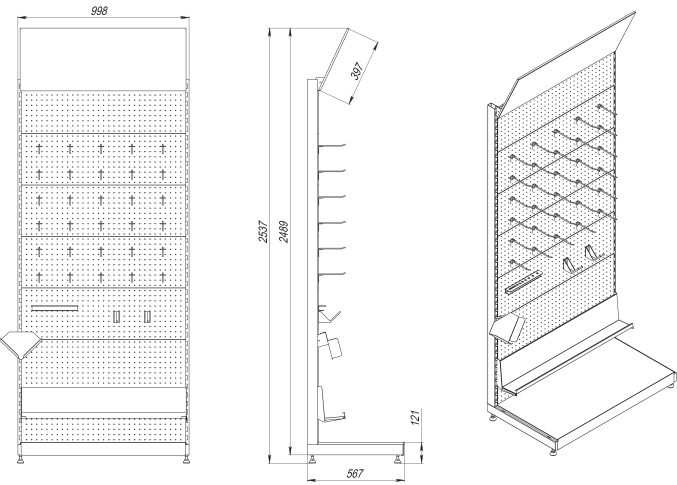


DISTAR

Galaxy
Porcelain gres

 PATENTED

Multiple Displays for Your Business



Why Distar? The main benefits:



Unique products,
most of which have no
analogues on the market



Cross sales,
increasing
the average check



Having sold once, we create
regular customers



Everything for Tilers

A wide range of tools FOR PROFESSIONALS:

- Advanced discs for fast and super clean cutting
- High-performance grinding tools
- Cool solutions for drilling without dust and dirt
- Devices for dust extraction during cutting
- Sliders for easy and controlled cutting
- Stencils for quick marking

Everything that is on the display - without exception is necessary for the master.

If one disc is needed, the customer will purchase additional devices and diamond consumables tools, significantly increasing the PURCHASE AMOUNT.

As experience shows, customers who have purchased TM Distar products at least once, no longer consider other brands.

The tool leaves a great impression of use, works even better than it looks.

Your customers will come back for products again and again!

This is the key to CONSTANT PROFIT for many years to come!



JUST PERFECT

1A1R PERFECT

Edge quality	•••••+
Speed	••••
Lifetime	••••



- The blade gives an even cleaner cut while being more robust and reliable.
- The extra 1.5 mm diamond layer-thickness and additional flange design ensure reliability.
- The blade's unique sandwich gullet design ensures clean results.

Art. 102 160 25 018	Ø 115 mm
Art. 101 150 28 015	Ø 125 mm

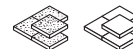
NEW



TWINWIN

1A1R GALAXY

Edge quality+
Speed
Lifetime



- Two-sided unique geometry: one side provides fast cutting (large diamonds + turbo surface), while the other immediately polishes the edge (fine diamonds).
- Clean cut without additional sanding.
- The edge is sharp and neat, like a blade — in most cases, no further polishing is required.
- Revolutionary diamond layer height of 30 mm, allowing the processing of porcelain stoneware up to 20 mm thick.



DiSTAR




45°

Ø 125 mm

Galaxy
Porcelain gres

PATENTED

GLIDER
Perfect 45°



Art. 111 201 59 100

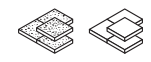
Ø 125 mm



JUST PERFECT

1A1R EDGE DRY

Edge quality ●●●●
 Speed ●●●●●
 Lifetime ●●●●



- Wide bilateral diamond layer of 25 mm width provides the strength and rigidity of the steel core.
- The bond layer with a hexagone pattern makes cutting soft and highly productive.
- The large working area creates the effect of "support", directing the blade strictly in a straight line. Additionally, you can grind the edge of the porcelain gres.

**SLIDER 90
CUTTING
WITHOUT DUST
AND CHIPS**

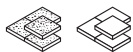


Art. 111 155 46 009	Ø 115 mm
Art. 101 150 85 015	Ø 115 mm x M14F
Art. 111 155 37 010	Ø 125/22,23 mm
Art. 111 175 46 010	Ø 125 mm x M14F



1A1R MULTIGRES

Edge quality	•••
Speed	•••••
Lifetime	••••



- Fast cutting of porcelain gres with 20 mm thickness.
- High cutting speed.



1A1R DECOR SLIM

Edge quality	•••••
Speed	•••••
Lifetime	•••••



- Designed for fast and precise cutting of wall and floor tiles and porcelain gres.
- Thin clean cut is achieved by special technology of core production, lighter weight of the blade and super-thin diamond layer of 1.2 mm.



1A1R Ceramic

Edge quality	••
Speed	••
Lifetime	•••



- For accurate, fine cutting with angle grinder.
- Fast cutting speed, best for decorative cutting of natural stone.



1A1R PRO Gres

Edge quality	•••••
Speed	•••••
Lifetime	•••••



- Wide diamond layer - 20 mm.
- Effective grinding of tile edge, roughnesses, curvilinear cutting.
- Used for miter cutting.
- The diamond layer additionally grinds the edge, gives a clean surface.

Art. 111 154 94 009	Ø 115 mm
Art. 111 154 94 010	Ø 125 mm

Art. 111 154 27 009	Ø 115 mm
Art. 111 154 27 010	Ø 125 mm

Art. 101 700 85 072	Ø 115 mm
Art. 101 700 85 073	Ø 125 mm

Art. 902 151 29 019	Ø 115 mm
Art. 902 151 29 020	Ø 125 mm



1A1R CLEANER

Edge quality	••••
Speed	•••••
Lifetime	•••



- The blade has a diamond layer thickness of 0.8 mm, so it fits most grout lines without damaging the tile edge.
- The appropriate segment mix effectively works in any grout material - cementitious, sand, or even epoxy.

Art. 101 154 21 006	Ø 100 mm
---------------------	----------




1A1R SCALPEL

Edge quality	•••••
Speed	•••••
Lifetime	•••



- Thin diamond blade (0.9 mm), ensuring surgical precision in cutting ceramics and porcelain stoneware
- Thanks to its small diameter (101.6 mm) and 22.2 mm mounting hole, it is easy to maneuver, guaranteeing full control over the work

Art. 111 201 58 027	Ø 101,6 mm
---------------------	------------



1A1R ELEGANT

Edge quality	•••••+
Speed	••••
Lifetime	•••••



- The small diameter of the 100 mm blade is an advantage for finishing cuts compared to 115 and 125 mm, reducing vibration and side guidance.
- The blade provides such a clean cut that it is almost impossible to find even the smallest bit of work, even on glazed tiles.
- There is no need for further work on the periphery. The cut also leaves no chipping on the reverse side of the tile.

Art. 101 150 29 020	Ø 100 mm
---------------------	----------



1A1R MasterCUT

Edge quality	•••••
Speed	•••••
Lifetime	•



- Comfort in work is achieved through the rolling of the housing using a special technology.
- The blade's lifetime in dry mode is 20-30 linear meters and 30-40 linear meters with cooling when cutting ultra-durable ceramic granite with a thickness of 10 mm.
- Chipping during cutting is minimal, and the cut requires almost no finishing.

Art. 895 684 42 142	Ø 125 mm
---------------------	----------

Partnership of three companies



Result

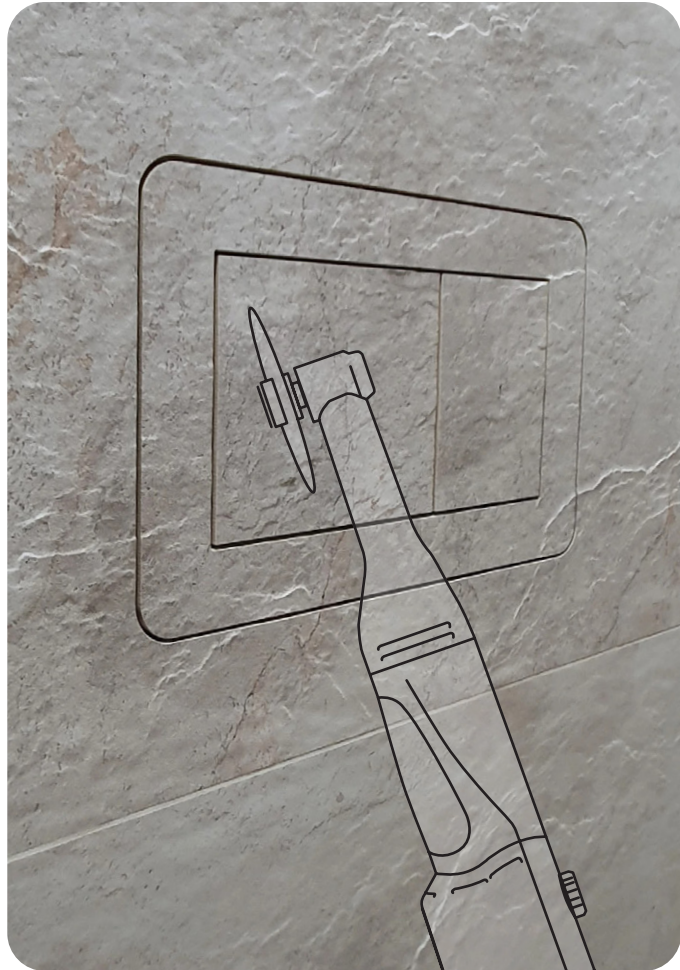
Tool


Power Tools

United for Excellence

Bathroom and kitchen interiors are increasingly embracing minimalism and refined design. **Distar**, **Edplit**, and **PROXXON** have joined forces to create a unique project that responds to these needs.

Edplit has developed a patented system of flush buttons made of porcelain stoneware, as well as other minimalist solutions for ventilation, electrical sockets, switches, and accessories. **Distar** has created the **Butterfly** line of diamond tools, enabling fast and precise cutting in ceramics. **PROXXON** provides lightweight, powerful, and precise power tools, perfectly suited for such applications.







Hidden toilet flush button M1 Edplit
 – compatible with Geberit, AlcaPlast, TECE, JomoTech, OLI, Viega



Hidden towel holder set Edplit



Edplit concealed mounting system for exhaust fans
 100/125/150 mm



Edplit concealed socket system – Type F Schuko socket

All information and contact details are available on the website: edplit.com

PROXXON

Power Tools



PROXXON LWB/A

- Ideally suited for cutting porcelain stoneware.
- Handles cutting of even the hardest or most fragile porcelain stoneware with exceptional delicacy.
- Suitable both for cutting with Butterfly blades 45–50 mm and for grinding at maximum speed with Nectar 50 mm and Soft Edge 50 mm blades.
- Maximum rotational speed: 16,000 rpm

PROXXON WP/A

- Specially designed for grinding operations.
- The best compact grinder in its class.
- Features high torque, ensuring that the grinding process is carried out as quickly and efficiently as possible.
- Maximum rotational speed: 2,800 rpm
- Works perfectly with Cool PAD 50.

PROXXON BATTERY AND CHARGER PACK



All information and contact details are available on the website:

proxxon.com

Trade stand for the Butterfly product range

This is an effective tool for presenting the entire current and future range for hand engravers at points of sale, including discs, milling cutters, accessories, and other products.

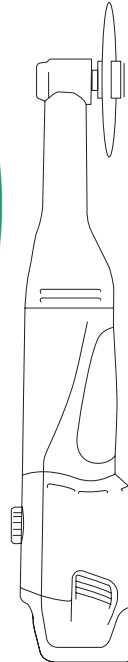
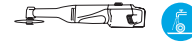
The stand features a lower section with an element made of porcelain stoneware, which clearly demonstrates the capabilities of the tools — cut-out switch buttons and an electrical socket.

It is equipped with a tray for storing printed promotional materials.

Three display options are *предусмотрены* for retail locations: tabletop placement, wall mounting, and installation on a large Distar trade stand. This allows the optimal method of presenting the Butterfly range to be selected for each point of sale.

The Butterfly trade stand is an effective tool for supporting product promotion and the growth of your business.





PERFECTION IS BORN FROM DETAILS

1A1R BUTTERFLY

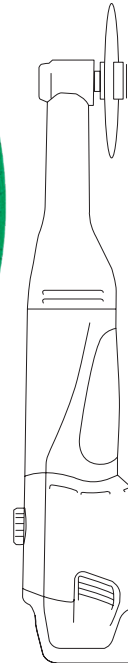
Edge quality	•••••
Speed	•••••
Lifetime	•••



- Precise, chip-free cutting of porcelain is a challenging task that not every tool can handle.
- Its extremely thin thickness increases battery operating time by up to 30%.
- Special flanges allow the blade to be mounted on an engraving-milling machine either via an adapter or directly with a screw. Designed for hand engravers with water cooling.

Art. 111 431 58 073

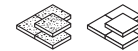
Ø 45/0,45 mm



PERFECTION IS BORN FROM DETAILS

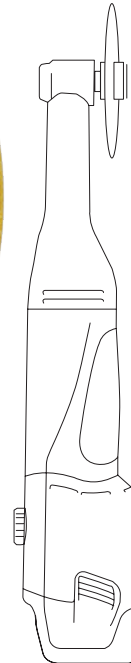
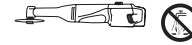
1A1R BUTTERFLY

Edge quality	•••••
Speed	•••••
Lifetime	•••••



- The Butterfly blade with a 0.6 mm diamond layer and a diameter of 45 mm ensures jeweler-level precision and a clean cutting edge.
- The uniform diamond coating and high rigidity guarantee long service life and stable operation.
- It is ideal for delicate processing of porcelain stoneware when used with water cooling.

Art. 111 330 53 027	Ø 45 mm / 0,6x3,2-3,0F
Art. 111 201 59 036	Ø 45 mm / 0,6x45x9,6h
Art. 111 330 48 023	Ø 45 mm / 0,6
Art. 111 431 58 074	Ø 45 mm / 0,45-5,8H
Art. 111 431 58 073	Ø 45 mm / 0,45x5,8H/3,2-3,0F



ALWAYS SHARP

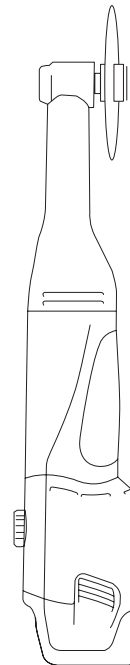

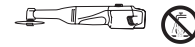
POLISHING PADS COOLPAD 50

Speed ●●●
Lifetime ●●●



- Grinding porcelain stoneware on low-power tools is a challenging task. CoolPAD polishing pads have been specially designed for dry grinding of porcelain stoneware using engravers.
- The composition of the diamond layer ensures consistently high processing speed and excellent surface quality.
- They allow grinding close to glazed surfaces without the risk of damage.

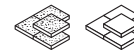
Art. 81419031092	Ns1/Ø 50 mm
Art. 81419031093	Ns2/Ø 50 mm
Art. 81419031094	Ns3/Ø 50 mm
Art. 81419031095	Ns4/Ø 50 mm



ENJOY

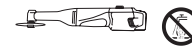
DGM-S NECTAR

Edge quality	•••••
Speed	•••••
Lifetime	•••••



- High grinding performance allows the job to be completed quickly while preventing motor overheating.
- Designed for grinding in hard-to-reach areas.

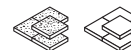
Art. 111 431 58 050 Ø 45 mm / 45/5,8F



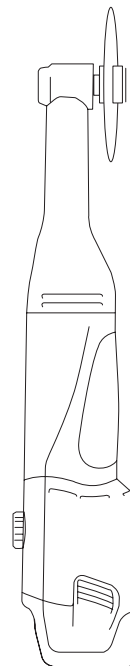
**5 TIMES FASTER
THAN THE
FASTEST!**

DGM-S SOFTEDGE

Edge quality	•••••
Speed	•••••
Lifetime	•••••

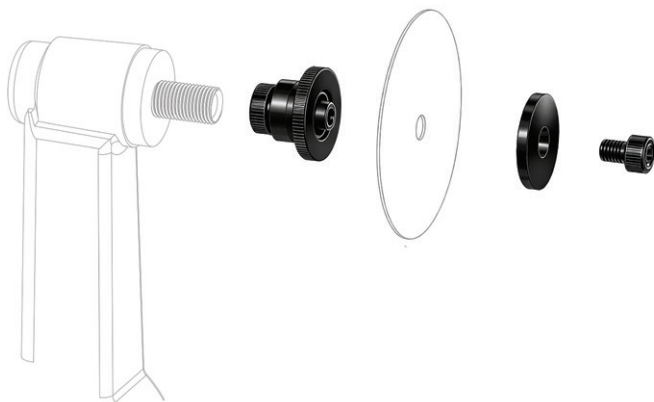


- High grinding performance allows the job to be completed quickly while preventing motor overheating.
- Designed for grinding in hard-to-reach areas.



Art. 111 431 58 050

Ø 45 mm




Support

Adapter set for engravers

- Universal adapter set, suitable for PROXXON engravers as well as other brands.
- Designed for mounting diamond cutting blades (Butterfly) on engravers for precise and high-quality processing of ceramic tiles.

Art. 714 190 34 030



Polishing Support

Adapter set for grinding with engravers

- Universal adapter set, suitable for PROXXON engravers as well as other brands.
- Designed for mounting diamond grinding pads (CoolPAD) on engravers for high-quality processing of ceramic tiles.

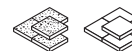
Art. 714 190 34 031



SHINE BRIGHT

1A1R SHINE

Edge quality	•••••
Speed	••••
Lifetime	•••



- The thinnest diamond layer of just 0.6 mm.
- Thanks to the ultra-thin layer and fine-grain diamond, the blade cuts porcelain stoneware with incredible precision.
- The 125 mm blade features reinforcing Teflon flanges, making it almost silent during operation.

SPRAY WATER SUPPLY SYSTEM

Art. 714 190 34 028



Art. 111 431 58 059	Ø 76 mm
Art. 111 330 34 025	Ø 101,6 mm
Art. 111 274 57 030	Ø 125 mm



1A1R COLIBRI

Edge quality	••••
Speed	•••••
Lifetime	•••



- The Colibri blade, with a 76 mm diameter and a 0.8 mm diamond layer, ensures a clean and exceptionally precise cut (up to 1.0 mm).
- Its compact size and additional flange allow for complex operations, even on hard tiles (gres), in dry mode.
- Compatible with grinders featuring a 10 mm mounting hole, it is designed for delicate cuts with maximum precision.

Art. 111 390 53 029

Ø 76 mm



1A1R TERMIT

Edge quality	••••
Speed	•••••
Lifetime	•••



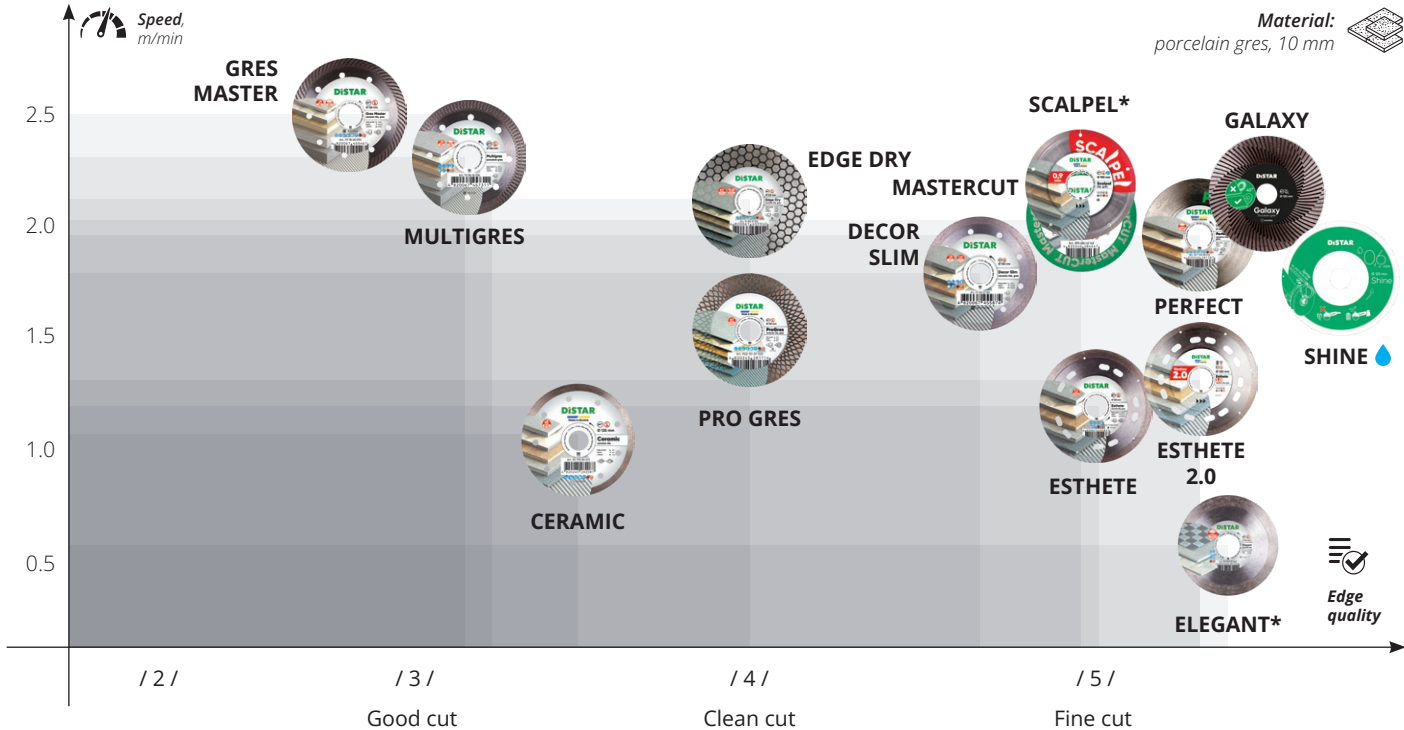
- The Termit blade, with a 76 mm diameter and a 1.0 mm diamond layer, is designed for precise cutting of ultra-durable porcelain stoneware up to 10 mm thick without chipping.
- Its compact design ensures high maneuverability, making it ideal for hard-to-reach areas where larger blades fail.
- Compatible with angle grinders featuring a 10 mm mounting hole and operates in dry mode without cooling.

Art. 111 390 53 030

Ø 76 mm



Positioning of gres diamond cutting blades for angle grinders




Performance parameters are given for following conditions:

- cutting the material indicated on the charts;
- cutting with 100*, 125 mm blade diameter;
- working with operational angle grinder with a power of 1.4 kW, with a rotational speed of 11 000 rpm;
- at an air temperature of +25 °C.

The data is for information only. Under other operating conditions the performance parameters may vary.

Comparison of edge cleanliness when cutting porcelain stoneware with diamond blades





POLISHING PADS COOLPAD



- Dry grinding of ceramics, porcelain glaze on the angle grinder.
- The profile of the layer in the "involute" form effectively removes the sludge from the grinding zone.
- Due to such properties, one blade number replaces three polishers of different grain sizes.

Art. 87015424049	№0/Ø 100 mm
Art. 90238082018	№1/Ø 100 mm
Art. 90238082019	№2/Ø 100 mm
Art. 90238082020	№3/Ø 100 mm

POLISHING PADS StandART



- Designed for polishing flat or (due to its flexibility) curved granite surfaces and for working on ceramic tiles of different hardnesses.
- Can be used with or without cooling.

Art. 910278018048	№30/Ø 100 mm
Art. 910278018056	№60/Ø 100 mm
Art. 910278018009	№120/Ø 100 mm
Art. 910278018046	№220/Ø 100 mm
Art. 910278018053	№400/Ø 100 mm
Art. 910278018058	№800/Ø 100 mm
Art. 910278018044	№1500/Ø 100 mm
Art. 910278018050	№3000/Ø 100 mm

POLISHING PADS CLEANPAD



- Metalized diamonds ensure stable performance and high service life throughout the entire working process.
- The white color of the Clean PAD ensures that there are no marking lines on the processed surface.

Art. 87015424056	№0/Ø 100 mm
Art. 80115429034	№50/Ø 100 mm
Art. 80115429035	№100/Ø 100 mm
Art. 80115429036	№200/Ø 100 mm
Art. 80115429037	№400/Ø 100 mm
Art. 80115429038	№800/Ø 100 mm

POLISHING PADS COOLPAD 50



- Grinding porcelain stoneware on low-power tools is a challenging task. CoolPAD polishing pads have been specially designed for dry grinding of porcelain stoneware using engravers.
- The composition of the diamond layer ensures consistently high processing speed and excellent surface quality.
- They allow grinding close to glazed surfaces without the risk of damage.

Art. 81419031092	№1/Ø 50 mm
Art. 81419031093	№2/Ø 50 mm
Art. 81419031094	№3/Ø 50 mm
Art. 81419031095	№4/Ø 50 mm



SOFTEDGE


Edge quality	•••••
Speed	•••••
Lifetime	•••••



- Micro inclusions of graphite in the metal bond provide effective cooling of the cutter, allowing stable grinding of porcelain stoneware and natural stone up to 20 mm thick.

- The cutter's lifespan is equivalent to 50 kg of ground porcelain stoneware, which is significantly longer than any handheld grinding tool.

Art. 101 704 29 045	Ø 115 mm
---------------------	----------



DGM-S HARD CERAMICS

Edge quality	•••••
Speed	•••••
Lifetime	•••••



- The honeycomb profile layer provides smooth soft grinding.
- Minimum weight provides controlled and comfortable operation.

Art. 174 835 22 005	#100
Art. 174 835 24 005	#60



1A1R V MASTERGRIND

Edge quality	•••••
Speed	•••••
Lifetime	•



- High-quality diamond ensures chip-free grinding.
- The special body geometry prevents the mounting flange from contacting the material.
- The body design allows stable cutting at 90° and 45°.
- 2 in 1. When used with a cordless angle grinder, water supply is permitted, which increases both the quality and speed of material processing.

Art. 87015424065	Ø 115 mm
------------------	----------





7D
CLASS



Perfect 45°

DISTAR

45°
ANGLE
CUT

FINE
CUT



Ø 200 mm

1A1R Ø 200 x 25,4 mm - 1A mm, 1 25 mm, Max RPM 3 000, Max Speed 125 m/s
7D CLASS

Edge
porcelain gres

25
mm

Art.: 111 204 21 015



Edge quality +
Speed
Lifetime



ABRASIVE

**SHARPENING BAR
FOR DIAMOND
BLADES**



**SCORPION
PODWÓJNE
ZASILANIE
WODĄ**

BALANCED

1A1R
EDGE

Edge quality

••••• +

Speed

••••

Lifetime

••••



- Fine angle cutting.
- Fine cutting (no chips) of wide range of materials .
- High diamond layer 25mm.

Art. 111 204 21 014	Ø 180 mm
Art. 111 204 21 015	Ø 200 mm
Art. 111 204 21 017	Ø 230 mm
Art. 111 204 21 019	Ø 250 mm



1A1R HARD CERAMICS

Edge quality	•••••
Speed	•••••
Lifetime	•••••



- High quality cutting of ceramic tile and porcelain gres with decorative surfaces.
- Clean cut (without chipping), wide choice of work material.
- Long lifetime and low unit costs for material processing.

Art. 111 150 48 011	Ø 115 mm
Art. 111 150 48 010	Ø 125 mm
Art. 111 200 48 012	Ø 150 mm
Art. 111 200 48 014	Ø 180 mm
Art. 111 200 48 015	Ø 200 mm
Art. 111 200 48 017	Ø 230 mm
Art. 111 200 48 019	Ø 250 mm
Art. 111 270 48 022	Ø 300 mm
Art. 111 270 48 024	Ø 350 mm
Art. 111 270 48 026	Ø 400 mm



1A1R HARD CERAMICS ADVANCED

Edge quality	•••••
Speed	•••••
Lifetime	•••••



- Graphite chips in its metal bond create a fine-pored structure and work as a hard lubricant.
- Laser segmentation of the diamond layer decreases the thermal load on the blade.
- Ultra thin layer 1.3 mm provide fine edge without chips.
- Specially created for cutting of thick gres.

Art. 111 155 28 010	Ø 115 mm
Art. 111 205 28 014	Ø 180 mm
Art. 111 203 49 015	Ø 200 mm
Art. 111 205 28 017	Ø 230 mm
Art. 111 203 49 019	Ø 250 mm
Art. 111 205 28 022	Ø 300 mm
Art. 111 200 49 015	Ø 350 mm
Art. 101 000 00 019	Ø 400 mm



1A1R GRANITE PREMIUM

Edge quality	•••••
Speed	•••••
Lifetime	•••••



- Fast cutting of natural stone and porcelain gres.
- Universal application, high cutting speed of granite, marble.

Art. 113 150 61 010	Ø 125 mm
Art. 113 200 61 014	Ø 180 mm
Art. 113 200 61 015	Ø 200 mm
Art. 113 200 61 017	Ø 230 mm
Art. 113 200 61 019	Ø 250 mm
Art. 113 270 61 022	Ø 300 mm
Art. 113 270 61 024	Ø 350 mm
Art. 113 270 61 026	Ø 400 mm



1A1R CERAMIC SILENT

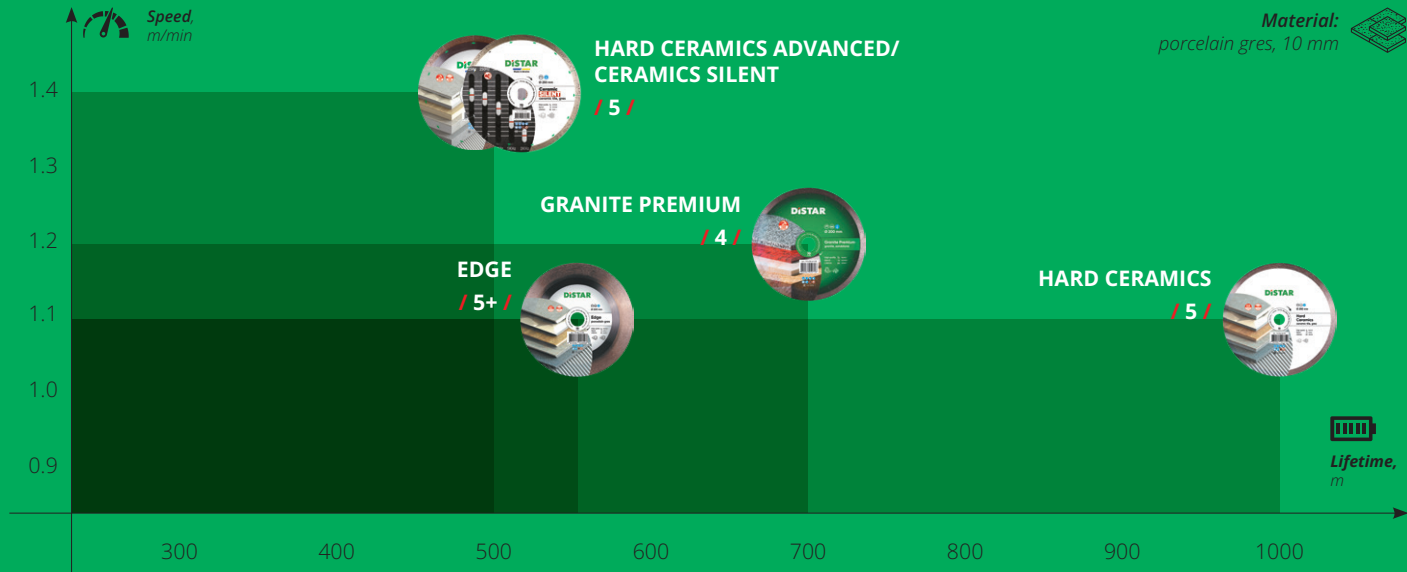
Edge quality	•••••
Speed	•••••
Lifetime	•••••



- Whispering blade.
- The steel core is designed in a multi-layer structure. This core design reduces high frequencies.
- The noise level is approximately 10 dB lower than regular blade.
- The discs are manufactured on the basis of Hard Ceramic Advanced. The diamond layer contains graphite chips.

Art. 101 705 16 019	Ø 200 mm
Art. 101 705 16 020	Ø 230 mm
Art. 101 705 16 021	Ø 250 mm

Positioning of gres diamond cutting blades for table saws



Performance parameters are given for following conditions:

- cutting the material indicated on the charts;
- cutting with 200 mm blade diameter;
- working with operational table saw with a power of 0.8 kW, with a rotational speed of 2900 rpm;
- water feed 3,0 l/min
- at an air temperature of +25 °C.

The data is for information only. Under other operating conditions the performance parameters may vary.

/ # / — Edge quality

/ 3 / — Good cut

/ 4 / — Clean cut

/ 5 / — Fine cut

**TILETEMPLATE
PRECISE MARKING**



**TILETEMPLATE XL
PRECISE MARKING**



**EASYFIX 70
PRECISE DRILLING**



**300+ holes in
gres using an
angle grinder**


Rocket

Speed
Lifetime



- Dry drilling of porcelain gres.
- M14 thread.
- Rpm - 7000 - 11,000 rpm.
- Drilling thickness 6 - 20 mm.

Art. 11120049020	20 mm
Art. 11109034018	35 mm
Art. 11120049021	45 mm
Art. 11120049028	50 mm
Art. 11120049023	55 mm
Art. 11120049025	65 mm
Art. 11120049027	68 mm



DGW-S HARD CERAMICS

Edge quality	•••••
Speed	•••••
Lifetime	•••••



- The nut cutter is screwed onto the spindle of the angle grinder, clamping the cutting diamond disk instead of the usual nut.
- Allows you to cut and grind with the same angle grinder.

DIAMOND CUTTER CONE

Speed	••••
Lifetime	••••



- Tapered design.
- It is possible to process holes of a wide range of diameters with one cutter, as well as create facets and dull the sharp edges of the hole.
- The cutter has M14 for installation on the angle grinder. Used in dry mode.

LevelCUT

Speed	•••••
Lifetime	•••••

- Thanks to its small diameter of 60 mm and aluminum flange, performing cuts even in hard-to-reach areas is incredibly convenient.
- The disc is compatible with angle grinders of 115 and 125 mm, featuring an outer diameter of 60 mm and an M14 mounting hole.
- It can be used without cooling.

Art. 174.835.22.216	#100
Art. 174.835.23.216	#70

Art. 89568442047	Ø 18-55 M14
Art. 89568442048	Ø 2-35 M14
Art. 89568442049	Ø 27-82 M14

Art. 80115429032	60 mm
------------------	-------

ADAPTER M14/S10

Art. 333 179





DDR-V KERAMIK PRO

- High speed drills for any types of ceramics and porcelain. High-strength diamonds, fixed in a tight bond, creates micro-cutters that effectively penetrate into the ceramic material.
- Average drilling speed of porcelain with thickness 10 mm, drill diameter 35mm is 20 sec (10-40sec depending on the hardness of the material and drilling modes). The lifetime is 30-100 holes.
- It is recommended to set the minimum rotation speed.
- Used with water cooling on drills, perforators without hummer mode and screwdrivers.



COOL GEL GEL FOR DRILLING



S10	M14	
Art. 87015424057	Ø 5 mm	-
Art. 89568442071	Ø 6 mm	Art. 89568442061
Art. 89568442079	Ø 8 mm	Art. 89568442065
Art. 89568442052	Ø 10 mm	Art. 89568442086
Art. 89568442091	Ø 12 mm	Art. 89568442096
Art. 89568442084	Ø 14 mm	Art. 89568442093
Art. 89568442075	Ø 16 mm	Art. 89568442051
Art. 89568442068	Ø 18 mm	Art. 89568442066
Art. 89568442069	Ø 20 mm	Art. 89568442054
Art. 89568442062	Ø 25 mm	Art. 89568442087
Art. 89568442083	Ø 30 mm	Art. 89568442077
Art. 89568442064	Ø 35 mm	Art. 89568442095
Art. 89568442074	Ø 40 mm	Art. 89568442090
Art. 89568442055	Ø 45 mm	Art. 89568442085
Art. 89568442067	Ø 50 mm	Art. 89568442058
-	Ø 55 mm	Art. 89568442136
-	Ø 60 mm	Art. 89568442137
-	Ø 65 mm	Art. 89568442138
Art. 87015424066	Ø 68 mm	Art. 87015424064
Art. 89568442059	Ø 70 mm	Art. 89568442060
Art. 89568442076	Ø 100 mm	Art. 89568442057
Art. 89568442081	Ø 110 mm	Art. 89568442080
Art. 8956844205	Ø 120 mm	Art. 89568442063

- High-speed drills for all types of ceramics and porcelain. High-strength diamond, fixed in a tight bond, create micro-cutters that effectively penetrate into the ceramic material.
- The average drilling speed of porcelain with thickness of 10 mm on angle grinder is 7 sec (5-15 sec depending on the material hardness). The lifetime is 20-70 holes.
- It is recommended to set the maximum rotation speed.
- Used on 115-125mm angle grinder without water coolant.



Contour PRO

- Edge quality
- Speed
- Lifetime



- This unique cutter has two working diameters of 10 mm and 25 mm, which allows you to quickly ream holes of small and large diameters.
- Also, thanks to the radius fillets, you can effectively chamfer, correct the edge of the tile.

Art. 895 684 42 045	10/25 mm
Art. 910 583 552 174	50 mm
Art. 910 583 552 059	25 mm
Art. 910 583 552 045	10 mm



MANUAL GRES POLISHING

HandPAD

Edge quality	•••••
Speed	••
Lifetime	••••



- HandPAD is a convenient tool for processing ceramic tiles, equipped with a rigid diamond plate that quickly removes chips.
- Available in three grit levels: #1 (60), #2 (200), and #3 (400), with a soft backing for a comfortable grip during use.
- Its rectangular shape and continuous diamond coating allow for polishing even in hard-to-reach areas.

Art. 895 684 42 160	#1
Art. 895 684 42 161	#2
Art. 895 684 42 162	#3



DGS-S Green Point

Speed	•••••
Lifetime	•••



- Its 77 diamond segments make every material seem to melt under the grinding cup wheel.
- The lightweight design reduces wear on the angle grinder and improves working comfort, while the durable steel construction ensures safe operation.
- A large number of holes in the body enables efficient dust removal (when used with a dust extraction shroud). The outer diameter is 125 mm, and the mounting bore is 22.23 mm.
- It is recommended for use with angle grinders with a power of at least 1.2 kW at 10,000–12,500 rpm.

Art. 111 270 48 020

Ø 125 mm



DGS-S ProTECH


Speed	•••••
Lifetime	•••



- A diamond milling cutter is available for processing concrete surfaces and natural stone.
- The lightweight body with teardrop-shaped openings allows effortless grinding of walls and ceilings.
- The innovative diamond layer is designed for processing materials such as concrete, brick, sandstone, granite, tile adhesive, self-leveling floors, cement screed, and concrete panels for interior and exterior use.

Art. 99 568 442 027

Ø 125 mm



DGS-W RAPTOR

Speed	•••••
Lifetime	•••



- Designed for high-performance grinding of heavy concrete and grinding at height.
- The lightest highly productive grinding wheel. Ensures comfortable operation and efficient sludge removal.

Art. 169 154 80 010

Ø 125 mm

VORTEX



EASYFIX 70 PRECISELY DRILLING



HOMEDUSTER MAXIMUM DRILLING PRECISION



EFFECTIVE DRILLING OF STONE

DDR-B, DDS-B GRANITE ACTIVE

Speed
Lifetime



- Designed for making pocket holes and straight-through holes in granite, marble with water feed.

- Universal application and simple use. Specially made shank allows guaranteed fixation of the drill bit in the socket and excludes its turning during operation.

- The holes in the core body ease the removal of the core sample.

- Sintering technology (unlike vacuum soldering technology) provides high lifetime of the tool.

- Drill bits designed for wet drilling of tile and natural stone. Easy to use.

- Recommended to use with the template for drilling.

DRILLDUSTER DRILLING WITHOUT DUST



Art. 178 080 35 041	Ø 6 mm
Art. 178 080 35 043	Ø 8 mm
Art. 178 080 35 045	Ø 10 mm
Art. 178 080 35 047	Ø 12 mm
Art. 178 080 35 049	Ø 14 mm
Art. 178 080 35 052	Ø 16 mm
Art. 178 080 35 055	Ø 18 mm
Art. 178 080 35 057	Ø 20 mm
Art. 178 080 35 059	Ø 25 mm
Art. 178 080 35 063	Ø 30 mm
Art. 178 080 35 066	Ø 35 mm
Art. 178 080 35 104	Ø 40 mm
Art. 178 370 35 000	Ø 46 mm

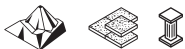


DGM-S 100 mm **ELITE ACTIVE**

Speed



Lifetime



- Designed for decorative processing of natural stone, leveling of surfaces, treatment of edges and chamfering. Recommended to use with angle grinders with regulated rotation.
- Provides step-by-step increase in surface finish by decreasing diamond grain size, after №3 the flexible polishing pads are used.

Art. 174 171 09 005	M14 №00
Art. 174 171 10 005	M14 №0
Art. 174 171 12 005	M14 №2
Art. 174 171 13 005	M14 №3


Advanced solutions for materials processing


This display contains the MOST POPULAR POSITIONS of TM Mechanic tools for various industries:

- for effective dust extraction during cutting, drilling, grinding, chasing, etc.
- for the convenience of performing standard types of work
- for facilitating the work with diamond tools
- for sharpening diamond tools, etc.

It is best to place next to the display of TM DISTAR, increasing the average sales check due to additional sales of blades, drill bits, grinding cup wheels, etc.

MOST SUITABLE for medium and large tool and hardware stores





NEW GENERATION 45°

GLIDER 45 115-125

Dust extraction attachment for grinding at an angle



- Move the grinding wheel along the device's guides to achieve perfect straightness, accuracy, and repeatability.
- Most of the dust generated during processing is captured by the attachment, which can be connected to a vacuum cleaner.
- The attachment can be installed on any 115 mm or 125 mm angle grinder.
- Perfect. Easy. Dust-free.



Art. 714 190 34 037	Ø 115-125 mm
---------------------	--------------



45°? IT`S EASY!



SLIDER 45 2.0 115-125 PIPE⁴⁵ 2.0

Sliding accessory attachment for 45° angle cutting with your angle-grinder



- Adjustable size of the miter.
- Does not scratch the surface.
- Dust removal from the cutting zone.

EDGE DRY



PRO GRES




Art. 195 684 42 113

SLIDER 45

Art. 195 684 42 114

PIPE



125x30 mm
EDGE DRY FOR
SLIDER 45 PRO

Art. 101 155 02 020



PROFESSIONAL 45°

SLIDER 45 PRO 2.0 115-125

Professional set - accessory attachment
for 45° miter cutting with angle-grinder.



- The perfect edge.
- Set contain a special diamond blade.
- Dust removing from the cutting zone.

Art. 714 190 31 036

Ø 115-125 mm



POLISHING PAD HOLDER CENTRUM PRO 2.0

Perfect in the middle



- The pad is easily and precisely installed on the centering pin, which not only holds it but also prevents sliding during the operation.
- The diameter of the centering pin - 14.7 mm and the height - 2.5 mm. It allows to install polishing pads of other manufacturers with a diameter of 100 mm.



PAD HOLDER CENTRUM FLEX

Perfectly centered



- The pad is easily and precisely installed on the centering holder, which not only holds it but also prevents sliding during the operation.
- The diameter of the centering holder - 14.7 mm and the height - 2.5 mm. It allows to install polishing pads of other manufacturers.



PAD HOLDER CLICK-LOCK PRO

Easy replacing polishers



- The polishing pads are securely attached to the steel holders until they are completely worn out.
- Change holders with wheels occur instantly in one click due to the magnetic lock.
- And all of this is on one magnetic base.
- The base has a rubber gasket, which makes the grinding soft and full controlled. The maximum rotation speed is 3500 RPM.



Art. 901.151.29.011

M14 / Ø 100 mm

Art. 895.684.42.038

M14 / Ø 100 mm

Art. 910.278.018.068

M14 / Ø 100 mm



PAD HOLDER CLICK-LOCK UNI

Grind without removing the blade



- The polishing base is attached to the diamond blade by magnets, centered on the angle grinder's shaft.
- It allows to use only one angle grinder with blade, only changing on it the polishing pad with various grains.
- The Click Lock UNI pad is suitable for most angle grinders, just make sure, that the shaft of your angle grinder is above the blade by at least 12 mm.

Art. 795 684 42 018

M14 / Ø 100 mm



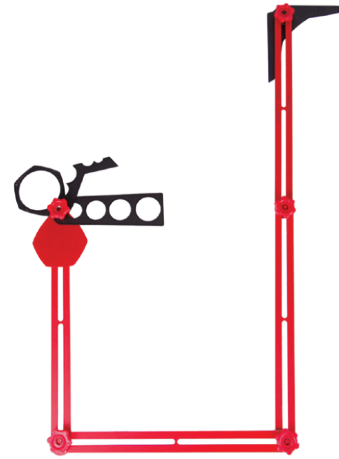
TileTEMPLATE

Template for tile processing



- Fast marking-out.
- Fine measurement.
- Wide range of angles.

Art. 195 684 42 102



TileTEMPLATE XL

Template for large format tile processing



- Fast marking-out.
- Fine measurement.
- Wide range of angles.

Art. 714 190 31 022

COLIBRI
76 MM



TERMIT
76 MM



SPRAY
WATER SUPPLY
SYSTEM

Art. 714 190 34 028



SMALL TOOL FOR BIG TASKS

Roller 76

Protective cover MECHANIC ROLLER 76



- The Roller 76 attachment allows for precise and clean cutting of ceramic tiles and porcelain stoneware using an angle grinder with a 76 mm disc, ensuring perfect perpendicularity with minimal effort.
- The rollers facilitate smooth movement of the tool without leaving marks, while the dust extraction port with a silicone seal effectively eliminates debris.

Art. 714 190 31 047

Ø 76^{mm}

MULTIGRES



SPRAY WATER SUPPLY SYSTEM

Art. 714 190 34 028



ESTHETE ESTHETE 2.0



GRES MASTER



CUTTING ON ROLLERS

Roller

MECHANIC ROLLER COVER



- The weight of the angle grinder is transferred from the master's hand to the plate, relieving the hands without causing fatigue. The connected vacuum cleaner completely removes dust from the cutting zone.
- The silicone seal prevents dust from entering the room.
- The Roller attachment takes ceramics processing to a new level. Easy, precise and dust-free.



Art. 701 154 29 023

Ø 115-125mm



**ROLLER 76
DUST-FREE
CUTTING**

BRIGHT RESULTS

Spray

Water supply system



- Water flow rate: 45 ml/min.
- Compatibility: angle grinders 76 mm, 115 mm, 125 mm.
- Tool type: cordless angle grinder.
- Adapter compatibility: most garden sprayers.

Art. 714 190 34 028	Ø 76, 115, 125 mm
---------------------	-------------------



LINER 115-125

Dust removal cover for grinding



- Move the grinding wheel along the guides of the device for perfect straightness, precision and repeatability.
- Most of the dust from machining is captured by the nozzle of the attachment, connected to a vacuum cleaner.
- The device can be installed on any 115- and 125-mm angle grinder. Perfect. Easy. Without dust.

Art. 795 684 42 114

Ø 115-125 mm



DUSTER 45 115-125

Dust removal cover for miter cutting



- Complete dust removing during the work.
- The plastic support unloads hand.
- Open window for visual process control.

Art. 714 190 31 025

Ø 115-125 mm



AirSLIDER^{90x115-125}

Sliding accessory attachment for angle-grinder



- Adjustable cutting depth.
- Always direct angle 90°.
- Dust exhausting system.

Art. 195 684 42 124

Ø 115-125 mm



TileDUSTER^{115/125}

Protective guard for angle grinders



- Effective dust removal.
- Reliable design: suitable for all angle grinders without exception.
- Complete control of the grinding area.

Art. 195 684 43 013

Ø 115/125 mm




CARRY AND DRILL

MINIFIX

Suction cup with drilling template



- MiniFix is a set of 50 mm and 80 mm suction cups designed for convenient carrying and precise positioning of small tiles that standard suction cups cannot grip.
- An additional metal template facilitates accurate drilling of holes (6-70 mm), ensuring perfect drill positioning.
- MiniFix is the ideal tool for tilers, combining ease of installation with drilling precision!



Art. 895 684 42 174

Ø 50/80^{mm}



HomeDUSTER

Dust extraction attachment for drilling.



- Reliable vacuum clamping.
- Always a right angle of 90°.
- Drilling diameter up to 20 mm.

Art. 195 684 42 022

Ø 20 mm



DrillDuster⁸² 3.0

Dust extraction attachment for drilling



- Reliable vacuum mounting.
- Drilling diameter up to 82 mm.
- Removal of dust and debris particles.
- Durable, reliable product material.

Art. 714 190 31 048

Ø 82 mm



POWERFIX WHITE

Auto fix



- The suction cup can hold a weight of up to 110 kg.
- A built-in quick-release valve speeds up work during repositioning.
- The white working surface, made of soft white rubber, allows for securing tiles with both glossy and textured surfaces without leaving rubber marks.

Art. 801 154 29 042



SCORPION

WATER SUPPLY ACCESSORIES



- Stability and cutting comfort.
- It is much easier to guide the blade in a straight line.

Art. 801 154 29 045

MOUNT IN THE BLINK OF AN EYE



DuoFIX

Double suction cup



- Tile handling is one of the key stages in the process of installation and processing. The modern market offers a huge variety of tiles: textured, glossy, matte — and each of them requires an individual approach. Conventional suction cups are unable to grip securely on difficult surfaces.
- That is why we created UNOFIX and DUOFIX — unique suction cups specifically designed to work with tiles of any texture.
- UNOFIX is recommended for tiles up to 600×600 mm, while DUOFIX is intended for tiles up to 1500×1500 mm. Synthetic rubber and a precisely engineered working-surface geometry ensure reliable adhesion even on the most demanding surfaces. The ergonomic shape allows for comfortable, long-term work without fatigue. A simple yet robust design guarantees a long service life. Tile fixation — with a single click.
- DUOFIX features built-in bronze bushings that allow the suction cup's functionality to be expanded — including tile leveling and tile pulling systems (accessories will be available separately in the near future).

Art. 714.190.31.051

DuoFIX



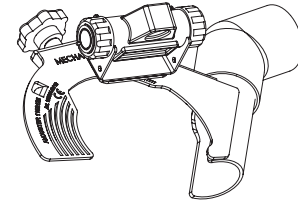
UnoFIX

Single suction cup



Art. 714.190.31.052

UnoFIX



Abrasive

Sharpening bar



- Effectively sharpens discs for cutting tiles.
- Two sides with large and fine grain.
- Enough to sharpen 10-15 times.

Art. 195 684 44 000

EasyFIX 70

Hole positioning attachment



- Effective vacuum clamping.
- Precise center adjustment.
- Drilling diameter up to 70 mm.

Art. 795 684 42 016

FireFLY

WORKSPACE LIGHT



- The flashlight has a magnetic mount with rubber reinforcement that securely attaches to the Mechanic's metal attachments.
- The flashlight has two types of lighting.
- Button with adjustable lighting intensity.

Art. 801 154 29 027



TileRepairKit

TILE REPAIR KIT



- Architectural wax fills the damaged area (cracks, chips) using a heated soldering iron.
- The wide color range of Architectural Wax allows you to obtain any shade by mixing. The mechanical properties of the renovation material allow for the renovation of surfaces such as ceramic tiles, natural stone, laminate, wood, plastic and furniture.

Art. 895 684 42 018



Cool GEL

GEL FOR GRILLING



- It sticks even on a vertical surface.
- One bottle for 20-25 holes Ø 35 mm.



Art. 895 684 42 039

250 ml



DSTAR
EdgeDUSTER 115-125
5803889
Art. 895 684 42 153



DUST-FREE WORK - YOUR COMFORT!

EdgeDUSTER 115-125

Polishing base EdgeDUSTER



- An innovative dust extraction system for polishing, weighing only 260 g, easily mountable on any 115-125 mm angle grinder.
- Its special design allows grinding in hard-to-reach areas, such as inner corners, while the FireFly lighting, secured on a metal holder, ensures maximum edge control.

HARD CERAMICS



FIREFLY



Art. 895 684 42 153



DUST-FREE CONCRETE GRINDING

VORTEX

Dust extraction during grinding with an angle grinder



- The device features a universal mounting system that fits any angle grinder with a 115–125 mm disc diameter.
- Thanks to the spring-loaded brush, movement during grinding requires no effort, while dust removal ensures maximum efficiency.
- Opening the side cover allows grinding surfaces close to a wall or floor.

VORTEX EXTRA BRUSHES



Art. 89568442152

GREEN POINT



Art. 895 684 42 104



Table connector CERAMAX

Art. 70115429036



Ceramax 1800

Tiler's table for large-format tiles



- CeraMAX 1800 tiler's table is designed for convenient work with large-format tiles up to 1800 mm.
- It can be easily switched from the transport position to the working position, features adjustable slats and magnetic tool holders. Compact for storage.

Apr. 714 190 31 035	1 800 mm
---------------------	----------



ORGANIZE YOUR WORKSPACE

Ceramax 1200 2.0

Tiler's table



- Quick-adjustable table from transport to working position.
- Adjustable guide position.
- Lever clamps securely hold the tile in place.



Art. 795 684 43 014

1 200 mm



FOR COMFORTABLE WORK

Ceramax 1200 **TELESCOPE 2.0**

Improved tiling table




- The table has an additional height adjustment function.
- The adjustment range is from 900 to 1200 mm.
- In addition, the table can be set at an angle, which makes cutting and grinding tiles at an angle of 45 degrees very convenient.
- The table size is 1300*780mm. The height is from 900 to 1200 mm. Crossbars allow you to attach a shelf made of any flat material to store your tools.
- The table has handles for mounting the grinder and magnetic knife holders.



Art. 714 190 31 033

1 200 mm



A series of horizontal dotted lines for writing, consisting of 25 rows.

Legend Distar

Materials



Glazed ceramic tile



Hard marble



Porcelain gres



The sandstone



Granite



Sandstone



Fine-grained concrete, paving slabs



Brick



Brick solid solid, clinker



Unreinforced concrete, concrete pipes



Reinforced concrete



High-reinforced concrete



Green concrete



Asphalt

Equipment and working conditions



Chaser



Angle grinder



Floor tile cutter



Drilling rig



Gas cut / electro cut



Floor saw



Stationary equipment



Drill



Battery Drill



Working with/without cooling

EN13236

ISO 9001 : 2015
14001 : 2015
45001 : 2018
MANAGEMENT SYSTEM
CERTIFIED BY **AENOR**





2026

DISTAR

**Tools for general construction
work and utility installation**

The company reserves the right to make changes to the tool specifications.

For detailed and up-to-date information, please contact official distributors.

DISTAR



Diamond Tools for Communications

DISPLAY FOR A SET OF WORKS ON UTILITY CONNECTIONS TO THE PREMISES:

- ventilation
- air conditioning
- plumbing
- electricians

THE DISPLAY INCLUDES:

- fast drills for wet and dry drilling
- dry drilling with micro-impact
- centers and extensions for drills
- blades for chasing
- dust extractors for drilling and cutting

BEST FOR:

- specialized stores that serve professional workers
- large tool shops with additional equipment with several displays, for example, a display for a tiler, for communications.



5D
CLASS



BEST FOR CHASING

DISTAR



Ø 230 mm

1A1RSS 232 x 22-23 mm, + 12 mm, Max RPM 6.030, Max Speed 80 m/s
5D CLASS

**Technic
Advanced**
concrete

12
mm

1A1RSS TECHNIC ADVANCED

Speed
Cutting of reinforcement
Lifetime

Art. 143 150 86 018

4 820067 455621

Reinforcement #
Speed
Lifetime



AIRCHASER
115-125, 230
CHASING WITHOUT DUST




EAC EN13236

HANDLE
FOR ANGLE GRINDER



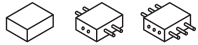
- Fast cutting of a wide variety of building materials, including all types of natural stone.
- Effective work in dust removal covers with wall chasers.

Art. 143 153 47 009	Ø 115 mm
Art. 143 153 47 010	Ø 125 mm
Art. 143 153 47 012	Ø 150 mm
Art. 143 153 47 014	Ø 180 mm
Art. 143 150 86 018	Ø 232 mm



1A1RSS METEOR H12

Speed	●●●●
Cutting of reinforcement	●●●●
Lifetime	●●●●●



- Designed for large amounts of work with reinforced concrete.
- Long lifetime.

1A1RSS Rapid PRO

Speed	●●●●
Cutting of reinforcement	●●●●
Lifetime	●●●●



- Designed for a wide variety of building materials.
- Fast cutting speed.
- Universal application.

1A1RSS METEOR H15

Speed	●●●●●
Cutting of reinforcement	●●●●●
Lifetime	●●●●●



- Designed for large-scale reinforced concrete work.
- High operational speed and long service life.

1A1RSS CLASSIC H12

Speed	●●●
Cutting of reinforcement	●●
Lifetime	●●●●●



- Designed for working with lightly reinforced concretes.
- High durability with abrasive construction materials.

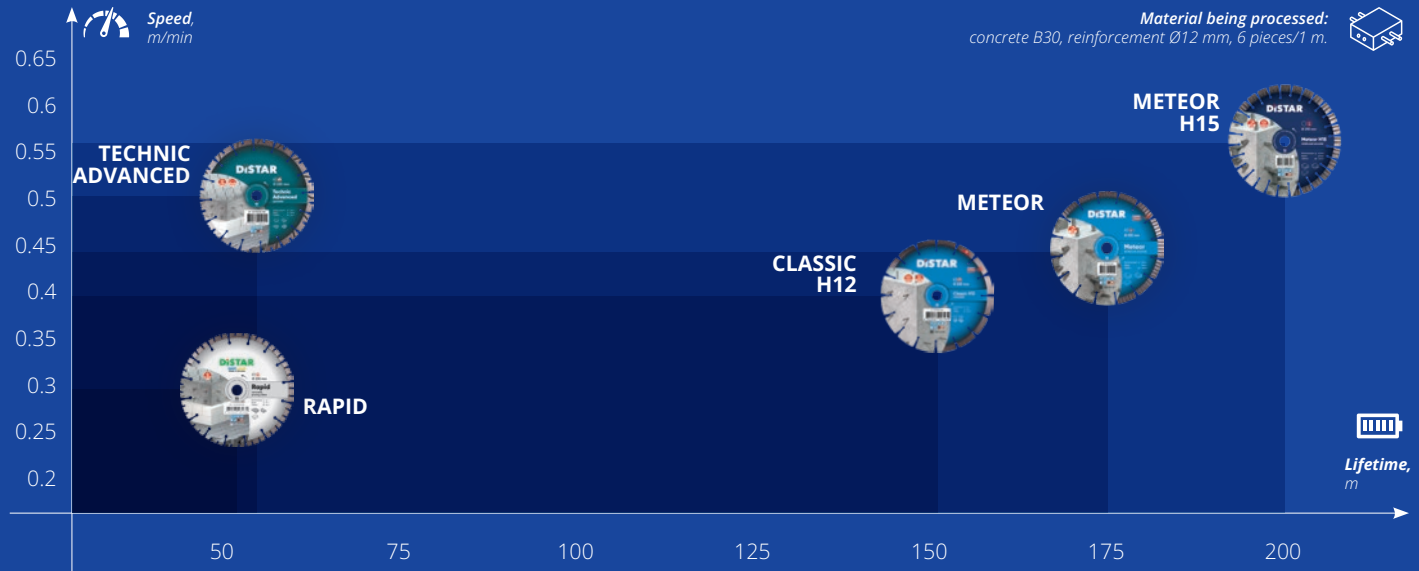
Art. 123 150 55 110	Ø 125 mm
Art. 123 150 55 017	Ø 230 mm

Art. 101 700 85 269	Ø 125 mm
Art. 101 700 85 256	Ø 230 mm

Art. 123 150 55 018	Ø 230 mm
---------------------	----------

Art. 123 150 11 011	Ø 125 mm
Art. 123 150 11 018	Ø 232 mm

Positioning of diamond cutting blades for chasing concrete with angle grinder



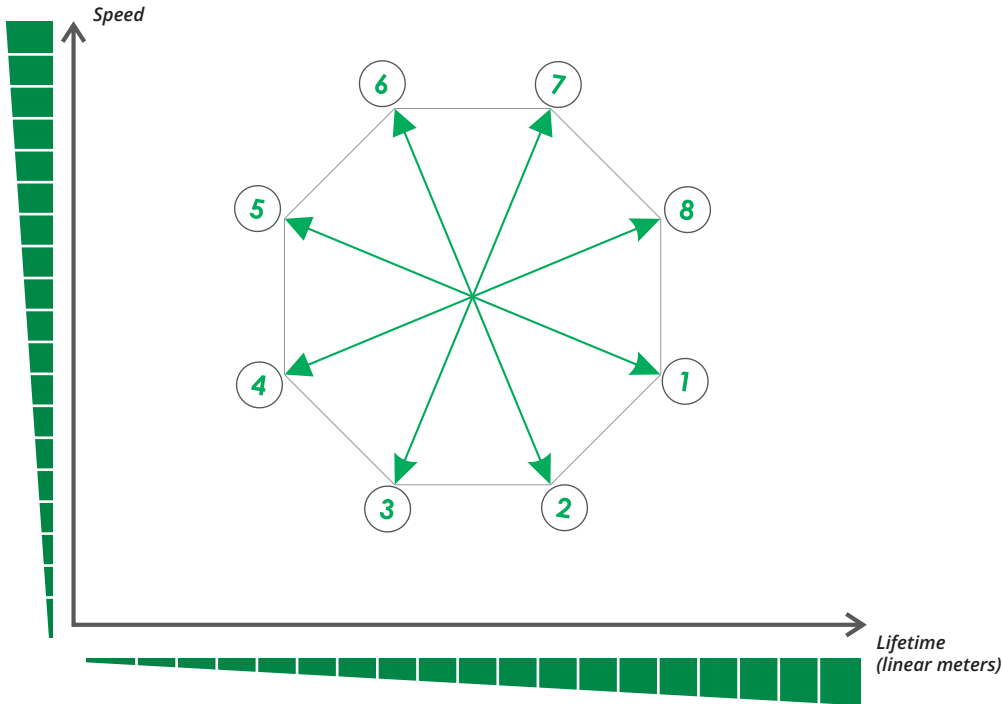
Performance parameters are given for following conditions:

- processed material indicated on the chart;
- cutting with 230 mm blade diameter;
- cutting depth – 6 cm;
- pendular cutting;
- working with operational angle grinder with a power of 2.5 kW, with a rotational speed of 6500 rpm;
- at an air temperature of +25 °C.

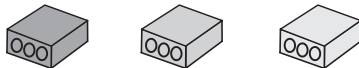
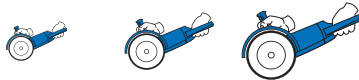
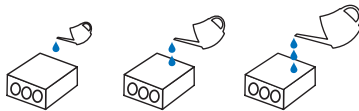
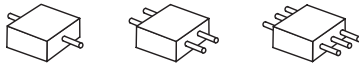
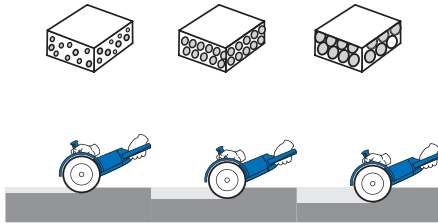
The data is for information only. Under other operating conditions the performance parameters may vary.

Factors affecting cutting

THE OCTAGON PRINCIPLES FOR CONCRETE



Depending on the operating conditions, the same diamond tools can perform differently. The performance parameters of the tool depend on eight factors, which are defined by the octagon principle for concrete.



- 1 Increasing the content of granite gravel in concrete increases the tool's lifetime but simultaneously reduces its speed.
- 2 Increasing the cutting depth to full penetration also enhances the tool's lifetime at the expense of its productivity.
- 3 Raising the air temperature leads to a decrease in both the lifetime and productivity of the disc.
- 4 Increasing the reinforcement in the concrete reduces both the lifetime and productivity of the tool.
- 5 Increasing the wet content in the concrete or adding water into the cutting zone increases productivity but decreases the tool's durability.
- 6 Reducing the material thickness during full cutting increases speed but decreases the tool's lifetime.
- 7 Increasing the power of the device leads to an increase in both the speed and lifetime of the tool.
- 8 Decreasing the concrete class results in increased productivity and lifetime of the tool.

Diamond tools for drilling



DIAMOND DRILLS

Diamond Drills

Product display for precise drilling work in concrete and other hard materials:

- Hydraulic systems
- Electric systems
- Air conditioning and ventilation systems

The display includes:

- Diamond drills for wet and dry drilling
- Dry drills with micro-impact
- Adapters, extenders, and centrators for drills
- Accessories for dust extraction during drilling

Most important for:

- Specialized stores serving professionals in the construction industry.
- Large tool stores.



Faster than ever

20 cm in 2 min.*

*Ø 82 mm

**CENTRATOR
EASY DRILLING**



**DRILLSTREAM
DUST-FREE DRILLING**



DLD RS-TX

Speed ●●●●●
 Reinforcement ●●●●●
 Lifetime ●●●●●



Parameters of drilling machine:

- Rotation speed 400-3000 rpm.
- The number of impacts 24 000 - 50 000 per minute.
- Power: 1.8 - 3.0 kW.

• For dry drilling of holes for the conditioner, ventilation, etc.

• Used on drilling machines with micropercussion.

• Turbo-segment with positioned diamonds and the screw body allow to have drilling speed 20 cm in 2 minutes (concrete M250).

• Drill length is 300 mm.

Is it possible to work without a micro shock?

Yes, but not on strong abrasive concretes B-10. In this case, the speed decreases in several times. No micro-impact on strong concrete.

Concrete-X is recommended in this case.

Core 300 mm

Art. 10170085311	Ø 32 mm
Art. 10170085529	Ø 42 mm
Art. 10170085411	Ø 52 mm
Art. 10170085317	Ø 62 mm
Art. 10170085549	Ø 67 mm
Art. 10170085318	Ø 72 mm
Art. 10170085312	Ø 82 mm
Art. 10170085548	Ø 92 mm
Art. 10170085313	Ø 102 mm
Art. 10170085316	Ø 112 mm
Art. 10170085448	Ø 122 mm
Art. 10170085563	Ø 132 mm
Art. 10170085567	Ø 142 mm
Art. 10170085564	Ø 152 mm
Art. 10170085327	Ø 162 mm
Art. 10170085499	Ø 172 mm
Art. 10170085500	Ø 182 mm

Core 450 mm

Art. 10170085571	Ø 32 mm
Art. 10170085478	Ø 42 mm
Art. 10170085487	Ø 52 mm
Art. 10170085498	Ø 62 mm
Art. 10170085489	Ø 72 mm
Art. 10215091013	Ø 82 mm
Art. 10170085491	Ø 92 mm
Art. 10170085503	Ø 102 mm
Art. 10170085493	Ø 112 mm
Art. 10170085503	Ø 122 mm
Art. 10170085507	Ø 132 mm
Art. 10170085505	Ø 142 mm
Art. 10170085501	Ø 152 mm
Art. 10170085536	Ø 162 mm
Art. 10170085535	Ø 172 mm
Art. 10170085562	Ø 182 mm
Art. 10170085544	Ø 200 mm
Art. 10170085545	Ø 250 mm
Art. 10170085546	Ø 300 mm



Is it possible to work without a micro shock?

Yes, but not on strong abrasive concretes 8-10. In this case, the speed decreases in several times. No micro-impact on strong concrete.

Concrete-X is recommended in this case.

DLD 1 1/4 UNC RM-TX

Speed ●●●●
 Reinforcement ●●●●
 Lifetime ●●●●●



Parameters of drilling machine:

- Rotation speed 400-3000 rpm.
- The number impacts 24 000 - 50 000 per minute.
- Power: 1.8 - 3.0 kW.

- For dry drilling of holes for the conditioner, ventilation, etc.
- Used on drilling machines with micropercussion.
- Turbo-segment with positioned diamonds and the screw body allow to have drilling speed 15 cm in 2 minutes (concrete B20).
- Drill length is 300 and 450 mm.

Core 300 mm

Art. 10215129011	Ø 32 mm
Art. 10170085021	Ø 42 mm
Art. 10170429020	Ø 52 mm
Art. 10170085023	Ø 62 mm
Art. 10170429022	Ø 72 mm
Art. 10170429024	Ø 82 mm
Art. 10170429026	Ø 92 mm
Art. 10170429028	Ø 102 mm
Art. 10170429030	Ø 112 mm
Art. 10170429032	Ø 122 mm
Art. 10170429034	Ø 132 mm
Art. 10170429036	Ø 142 mm
Art. 10170429038	Ø 152 mm
Art. 10215129013	Ø 162 mm
Art. 10216025012	Ø 172 mm
Art. 10215129015	Ø 182 mm
Art. 10215129020	Ø 200 mm

Core 450 mm

Art. 10215129012	Ø 32 mm
Art. 10170085479	Ø 42 mm
Art. 10170429021	Ø 52 mm
Art. 10170085490	Ø 62 mm
Art. 10170429023	Ø 72 mm
Art. 10170429025	Ø 82 mm
Art. 10170429027	Ø 92 mm
Art. 10170429029	Ø 102 mm
Art. 10170429031	Ø 112 mm
Art. 10170429033	Ø 122 mm
Art. 10170429035	Ø 132 mm
Art. 10170429037	Ø 142 mm
Art. 10170516028	Ø 152 mm
Art. 10215129014	Ø 162 mm
Art. 10215129019	Ø 182 mm
Art. 10215129022	Ø 250 mm
Art. 10215129021	Ø 200 mm
Art. 10215129023	Ø 300 mm



5D
CLASS



5D
CLASS



DDS-W L320 M16 CONCRETE-X

Speed
Lifetime



• Universal drill bits for dry drilling.
Designed for making straight-through holes
in manual mode.

ATTENTION!

Recommended to use on machines with
power of 0.8-2.4 kW.

Art. 179 840 91 075	Ø 32 mm
Art. 179 845 40 069	Ø 42 mm
Art. 179 845 40 073	Ø 52 mm
Art. 179 845 40 077	Ø 62 mm

DRILLDUSTER DRILLING WITHOUT DUST



DDS-W L450 1 1/4 UNC REINFORCED CONCRETE

Speed
Lifetime

- Designed for use on dense low-abrasion materials and high reinforcement.
- Confident work with high reinforcement.

Art. 178 030 94 059	Ø 25
Art. 179 030 94 065	Ø 32
Art. 179 030 94 069	Ø 42
Art. 179 030 94 071	Ø 47
Art. 179 030 94 073	Ø 52
Art. 179 030 94 074	Ø 57
Art. 179 030 94 077	Ø 62
Art. 179 030 94 529	Ø 67
Art. 179 030 94 080	Ø 72
Art. 179 030 94 082	Ø 77
Art. 179 030 94 083	Ø 82
Art. 179 030 94 086	Ø 92
Art. 179 030 94 087	Ø 102
Art. 179 030 94 089	Ø 112
Art. 179 030 94 090	Ø 122

Art. 179 030 94 091	Ø 126
Art. 179 030 94 092	Ø 132
Art. 179 030 94 093	Ø 142
Art. 179 030 94 094	Ø 152
Art. 179 030 94 096	Ø 162
Art. 179 030 94 097	Ø 172
Art. 179 030 94 098	Ø 182
Art. 179 030 94 015	Ø 200
Art. 179 030 94 101	Ø 225
Art. 179 030 94 019	Ø 250
Art. 179 030 94 102	Ø 302
Art. 178 030 94 024	Ø 350
Art. 178 030 94 026	Ø 400
Art. 178 030 94 028	Ø 450
Art. 178 030 94 031	Ø 500



SDS plus **MAGNET**

5D
CLASS



EASY CONCRETE DRILLING



DDS-W L65

Speed
Lifetime



- Designed for dry socket drilling with manual hammer drills without hammer mode.
- Fast drill in. Turbo segments lower the friction and provide effective removal of residue from the drill zone.

**DRILLDUSTER
DRILLING
WITHOUT DUST**



With adapter

Without adapter

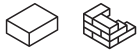
Adapter with magnet

Art. 179 820 91 081	Ø 68 mm
Art. 179 824 45 080	Ø 72 mm
Art. 179 824 45 083	Ø 82 mm
Art. 179 844 45 079	Ø 68 mm
Art. 179 844 45 080	Ø 72 mm
Art. 179 844 45 083	Ø 82 mm
Art. 277 326	M16xSDS Plus



DDS-W Krone PRO

Speed ●●●●
 Drilling of reinforcement ●●●●
 Lifetime ●●●●



- Dry drilling of socket holes without hummer mode.
- Applicable for brick, foam concrete and concrete.
- High speed and lifetime.

With adapter

Art. 10170085130	Ø 68 mm
Art. 10170085131	Ø 72 mm
Art. 10170085132	Ø 82 mm

Without adapter

Apt. 10170085444	Ø 68 mm
Apt. 10170085445	Ø 72 mm
Apt. 10170085572	Ø 82 mm

M16xSDS Plus adapter without magnet

Art. 319 079



DLD CS-X

Speed ●●●●
 Drilling of reinforcement ●●●●
 Lifetime ●●●●



- Optimal lifetime and drilling speed ratio.
- Segments with arranged diamonds.



With adapter

Art. 10170085516	Ø 68 mm
Art. 10170085515	Ø 72 mm
Art. 10170085514	Ø 82 mm

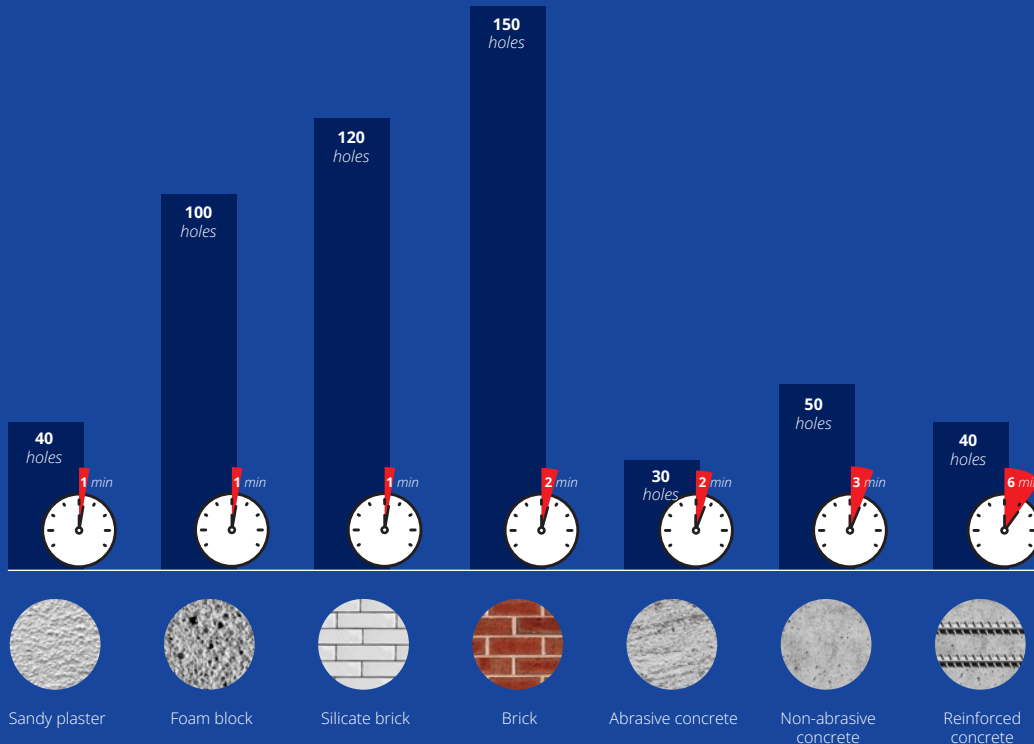
Without adapter

Art. 10170085457	Ø 68 mm
Art. 10170085458	Ø 72 mm
Art. 10170085573	Ø 82 mm

M16xSDS Plus adapter with magnet

Art. 324 465

Lifetime and speed of diamond drill bits on different building materials



The data is provided under the following conditions:

- Drilling of the material specified on graphs;
- Drilling diameter is 68 mm;
- Drilling depth is 50 mm;
- Work with hammer drill power of 0.8 kW with rotational speed 700 rpm;
- Air temperature +25 C°.

The data is for reference only. Parameters may be significantly different under other conditions.

Expert tips for drilling:

- Before starting work, check the drive attachment and drill guide components. The motor should be securely fastened and should not have any play at the connection points with the guide.
- Check the cleanliness of the spindle and drill mounting surfaces, ensuring there are no damage, dents, or scratches. Secure the drill safely.
- Avoid unstable mounting of the drilling device, as this reduces the tool's service life and productivity, and in some cases, may lead to segment detachment.

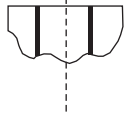
THE APPEARANCE OF THE HOLE AND CORE



Secured machine



Unsecured machine

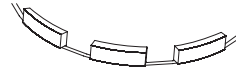


Without impact



Impact present

THE APPEARANCE OF THE SEGMENT

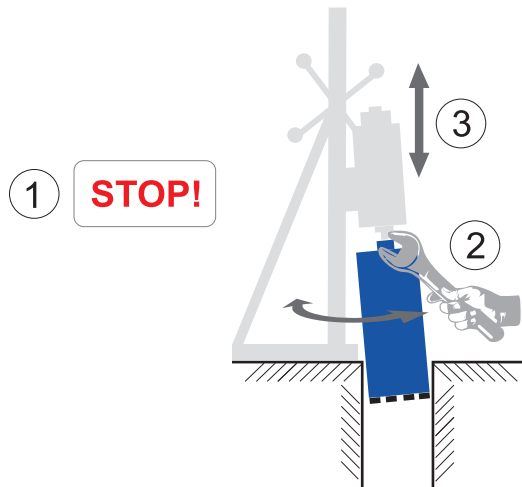


Undressed segment



Dressed segment

- Drilling should be done with the minimum number of rotations and light pressure from the drill onto the material.
- While working, gently press the handle in the direction of the drill's penetration. Avoid excessive force and impact loads on the drill.
- When passing through reinforcement, reduce the pressure on the drill and change the transmission mode by decreasing the drill's rotational speed.
- To avoid jamming and damaging the drill, it is not recommended to turn off the motor while the drill is still embedded.
- If productivity decreases, move the drill back by 1-2 cm. This will allow the water to clean the drilling area from excess slurry. Productivity will be restored in this case.
- When drilling in poorly drilled concrete or granite, reduce the rotational speed and increase the water supply.
- When drilling horizontally, water has much more difficulty reaching the working area. If possible, increase the water supply.
- If productivity decreases due to clogging of the diamond segments, the drill should be "dressed." It is enough to drill 20-30 mm in the same material, excluding reinforcement, while reducing the number of rotations by one level and increasing the water supply. The drill can also be "opened" by drilling in materials with high wear resistance, such as abrasive materials or silicate bricks.



DRILL EXTRACTION DIAGRAM FROM JAMMING

- In case of drill jamming, turn off the drive. Use a flat wrench to ensure the drill can rotate freely, making gentle forward-backward movements simultaneously. Once the drill rotates freely, turn on the drive at minimal rotations and carefully remove the drill from the material.

Diamond Tools for General Construction Materials

This display is FOR MAIN WORKS at the first stages of construction:

- deconstruction
- cutting holes
- road construction
- laying paving stones
- grinding works, etc.

The display contains TM Distar products that allows you to choose a tool in different price categories:

- for specialized stores that serve professional craftsmen
- for large tool shops with additional equipment



Universal Diamond Tools

This display incorporated the most popular products with which you can perform ALL TURNKEY REPAIRS.

Quickly, efficiently and without dust.

FOR ALL NEEDS.

Each master will find the right tool for himself:

- bricklayer
- plumber
- electrician
- tiler
- deconstructor
- road builder

BEST SUITED for small tool and hardware stores visited by craftsmen of various profiles.



Diamond tools for general construction

5D
CLASS



DiSTAR



Ø 230 mm



Extra Max
reinforced concrete

12
mm

Art.: 101 150 27 018



4 820067 457519



EN 13236

AIRDUSTER
115-125, 230
CUTTING WITHOUT DUST



Reinforcement #:
Speed:
Lifetime:

MAXIMUM CUTTING SPEED

TURBO EXTRA / EXTRA MAX

Speed:
Cutting of reinforcement:

Lifetime:



- Designed for hard concrete, reinforced concrete.
- Ability to work with hard reinforcement.

Art. 101 150 28 009	Ø 115 mm
Art. 101 150 28 010	Ø 125 mm
Art. 101 150 28 012	Ø 150 mm
Art. 101 150 28 014	Ø 180 mm
Art. 101 150 27 018	Ø 232 mm



1A1RSS STAYER

Speed	••••
Cutting of reinforcement	••
Lifetime	•••••



- For cutting of abrasive materials.
- High lifetime.
- Unique decision for cutting the asphalt with angle grinder.

Art. 143 150 05 017	Ø 230 mm
---------------------	----------



1A1RSS REX

Speed	•••••
Cutting of reinforcement	•••••
Lifetime	••



- Designed for a wide variety of building materials.
- Fast cutting speed.
- Universal application

Art. 895 684 42 040	Ø 125 mm
---------------------	----------



1A1RSS METAL CUT

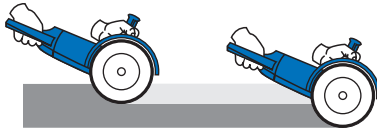
Speed	•••••
Cutting of reinforcement	•••••
Lifetime	••



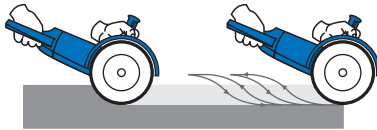
- Durability of corundum blades - up to 50 cuts, diamond blades - at least 1,000 cuts.
- Dimensional stability.
- After 7 cuts, the corundum disc wears down, preventing it from fully cutting through the pipe.
- Diamond blade - 1,000 cuts of the same diameter. A diamond blade generates significantly more sparks, making the work more enjoyable.

Art. 895 684 42044	Ø 125 mm
--------------------	----------

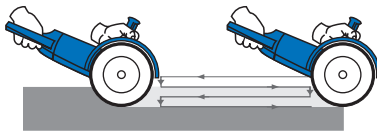
Main cutting methods with an angle grinder



- + Clean edge of the material
- Low efficiency



- + High efficiency
- Rough edge of the material



- + Cutting straightness
- Possible reduction in durability

STRAIGHT

Cutting is done in a single pass with the full immersion of the disc into the workpiece.

Used for through cuts, cutting sheet materials, and short blind cuts. It provides the best flatness and the least roughness of the processed edge. This is the least productive method, which can quickly deform the disc body.

PENDULUM

Cutting is done by alternately immersing and removing the disc from the material, changing the "attack angle."

Used for rough cuts, with large volumes of work, and when using low-power machines. Especially effective for cutting heavily reinforced concrete when passing through reinforcement. This is the most productive method, as the disc can be loaded with the cutting force's weight. It promotes intense cooling of the body. Characterized by high roughness of the processed edge.

SHUTTLE

Cutting is done in multiple passes with a small depth of cut.

Used for finishing cuts on difficult-to-process, low-abrasive materials (granites). A productive method that ensures the best straightness of the cut. Provides gentle conditions for the disc body. Effective when using low-power machines. It has a strong self-sharpening effect, which reduces the disc's lifespan.



Useful information

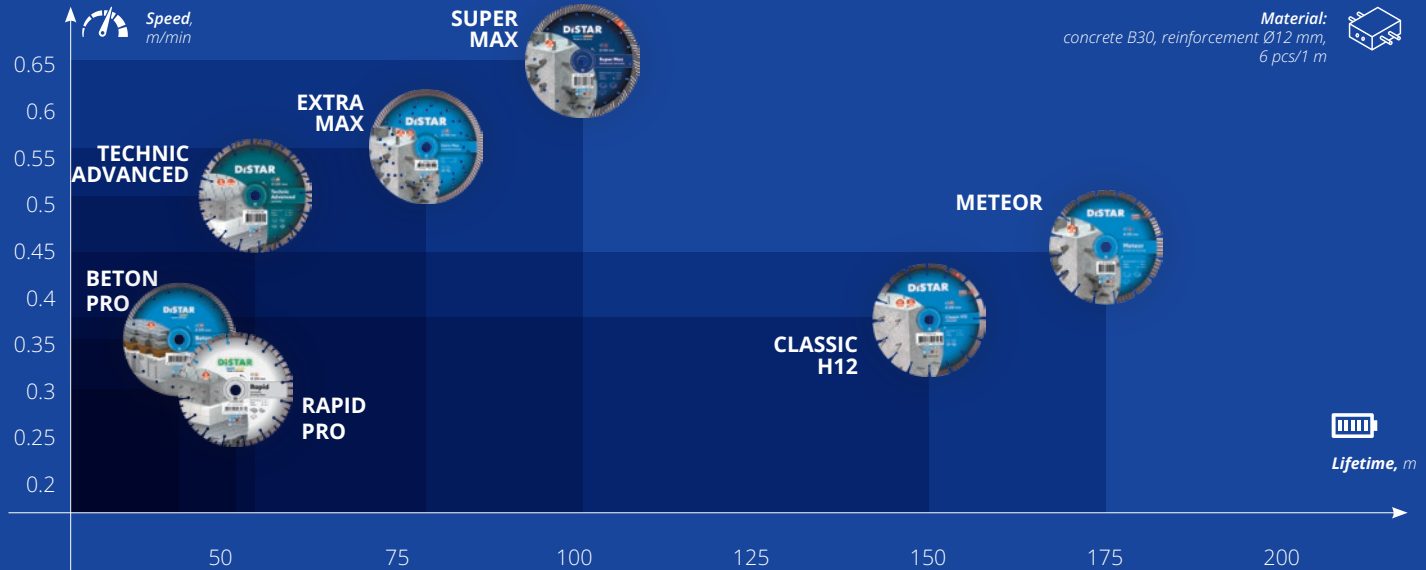
- Always work with personal protective equipment.
- Check the condition of the mounting hole of the support flange. Visually inspect the disc's rotation at idle and check for any axial vibrations. Often, rotating the disc 180° can minimize axial vibrations.
- A paper gasket between the disc and the clamping flange (nut) will make it easier to remove the disc later.
- If using an extension cord, fully unwind it. The angle grinder should be connected to the network with a cable cross-section of 2×2.5 mm² and an automatic circuit breaker of at least 15A.
- Never change the direction of rotation of the blade, as this will cause the layer to thin and the body to rub against the material.
- If the cutting ability decreases, reduce the feed force or cutting depth to allow the diamonds to open up. If this does not help, forcefully open (sharpen)* the disc on the material being processed.
- When passing through reinforcement, rock the angle grinder forward and backward (in the cutting direction), while changing the cutting depth. If the layer darkens, allow the disc to cool, or preferably open (sharpen) the disc.
- The lower the feed force, the higher the control over the cut accuracy.
- Try to avoid deep, prolonged cuts.
- Protect the body: minimize friction with the material.
- During operation, change the cutting method — straight, pendulum, shuttle.
- Try not to remove the disc from the angle grinder until the diamond layer is fully worn out. This is especially important for discs used for ceramic and granite. After each reinstallation, the blade must be welded (grinded)** to minimize radial vibrations and chipping of the workpiece.

*Sharpen the blade: make several cuts (5-6 cuts) of a highly abrasive material into thin strips.

Highly abrasive materials: abrasive silicate bricks, abrasive sandstone, cement-sand plaster, abrasive grinding or polishing wheels.

**Welding (grinding) the blade: make preliminary cuts on the material being processed with less force (about 50% of the working feed).

Positioning of diamond cutting blades for cutting concrete with angle grinder



Performance parameters are given for following conditions:

- cutting the material indicated on the charts;
- cutting with 230 mm blade diameter;
- cutting depth – 6 cm;
- pendular cutting;
- working with operational angle grinder with a power of 2.5 kW, with a rotational speed of 6500 rpm;
- at an air temperature of +25 °C.

The data is for information only. Under other operating conditions the performance parameters may vary.

5D
CLASS



BEST FOR STONE

TURBO ELITE MAX

Speed
Lifetime



- Specially designed for professional cutting of colored granite.
- Stable, comfortable cutting ability.

Art. 101 150 23 009	Ø 115 mm
Art. 101 150 23 010	Ø 125 mm
Art. 101 150 23 012	Ø 150 mm
Art. 101 150 23 014	Ø 180 mm
Art. 101 151 27 018	22,23 Ø 232 mm



DISTAR

Made in Ukraine



Ø 230 mm

Elite MAX
granite, sandstone


Turbo Ø 232 x 22,23 mm; 12 mm; Max RPM 6 000; Max Speed 80 m/min

5D
CLASS

Speed
Lifetime



ERC EN13236



TURBO FIREBRICK

Edge quality	••••
Speed	•••••
Lifetime	•••••



- The blade is designed and optimized for cutting firebricks and clinker on a machine tools and a tile cutters.
- The ultra-turbocharged diamond-bearing layer with laser segmentation has a constantly high cutting speed with very high edge quality without chipping.
- The diameter of the blade is 250 mm, which allows you to cut a brick in one pass for the entire thickness.

Art. 111 201 59 015	Ø 250 mm
---------------------	----------

TURBO ELITE ACTIVE

Speed	••••
Lifetime	•••



- Designed for deep cutting.
- With moderate lifetime the blade is able to cut most of natural materials.

Art. 102 160 25 017	Ø 230 mm
---------------------	----------

TURBO GABBRO MAX

Speed	•••••
Lifetime	••••

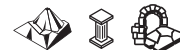


- Special blade for black granite.
- Ability to perform deep long cuts.
- Soft, comfortable cutting.

Art. 101 154 29 018	Ø 232 mm
---------------------	----------

1A1RSS MAESTRO

Speed	••••
Lifetime	•••••



- Professional work with all types of granite.
- High cutting speed and lifetime.
- High resistance of the blade to continuous loads.

Art. 123 150 51 010	Ø 125 mm
Art. 123 150 51 017	Ø 230 mm



TURBO DUPLEX

Speed •••
Lifetime ••••



- Blade designed for grinding and cutting of natural stone.
- 2 in 1: cutting and grinding.

Art. 101 171 26 010	Ø 125 mm
---------------------	----------



1A1R TURBO GM

Speed •••••
Lifetime •••••



- High cutting speed.
- The ability to perform flat cutting due to the special body profile.

Art.302 160 32 019	Ø 230mm
--------------------	---------

Positioning of diamond cutting blades for cutting natural stone with angle grinder



Performance parameters are given for following conditions:

- cutting the material indicated on the charts;
- cutting with 230 mm blade diameter;
- cutting depth – 30 mm;
- straight cutting;
- working with operational angle grinder with a power of 2.5 kW, with a rotational speed of 6500 rpm;
- at an air temperature of +25 °C.

The data is for information only. Under other operating conditions the performance parameters may vary.

/ # / — Edge quality

/ 3 / — Good cut

/ 4 / — Clean cut

/ 5 / — Fine cut



5D
CLASS



DISTAR

Made in Ukraine



1A1RSS Ø 350 x 25,4 mm, -- 3,6 mm, ↑ 15 mm, Max RPM 5.500, Max Speed 100 m/min
5D CLASS

Ø 350 mm

**Technic
Advanced**
concrete

Reinforcement # # # # #
Speed ^ ^ ^ ^ ^
Lifetime = = = = =



Art.: 143 203 47 025
4 820067 457946



EGC-EN13236

1A1RSS TECHNIC ADVANCED

Speed
Cutting of reinforcement
Lifetime



- Designed for work on low and average power drives (from 4 to 9 kW).
- Universal application.
- Soft, fast cutting.
- Possibility of working with petrol saw without cooling, while cutting non-reinforced construction materials.

Art. 143 203 47 022	Ø 300 mm
Art. 143 203 47 025	Ø 350 mm
Art. 143 203 47 026	Ø 400 mm



1A1RSS METEOR

Speed ●●●●●
Cutting of reinforcement ●●●●●
Lifetime ●●●●●



- Designed for work on average power drives (5-13 kW).
- Ability to work with heavy highly reinforced concrete.

1A1RSS CLASSIC H12

Speed ●●●●●
Cutting of reinforcement ●●●●●
Lifetime ●●●●●



- Designed for work on low and average power drives (from 4 to 9 kW). Floor saws and petrol saws.
- Ability to work on petrol saws without floor adapter, optimal cutting speed to lifetime ratio.

1A1RSS GREEN CONCRETE

Speed ●●●●●
Cutting of reinforcement ●●●●●
Lifetime ●●●●●



- Designed for cutting and pointing of joints in green concrete using self-propelled machines with high power drives.
- Unique composition, providing high lifetime of the blade while working with green concrete.

1A1RSS Universal UNI Plus

Speed ●●●●●
Cutting of reinforcement ●●●●●
Lifetime ●●●●●



- Designed for floor saws and power cutters with low and medium power (4-9 kW)
- Universal application. Fast and stable cutting speed.

Art. 123 270 55 022	Ø 300 mm
Art. 123 850 55 024	Ø 350 mm
Art. 123 850 55 026	Ø 400 mm
Art. 123 850 55 028	Ø 450 mm
Art. 123 850 55 031	Ø 500 mm
Art. 123 850 55 034	Ø 600 mm

Art. 121 850 04 171	Ø 304 mm
Art. 121 850 04 160	Ø 354 mm
Art. 121 850 04 121	Ø 404 mm
Art. 121 850 04 161	Ø 454 mm
Art. 121 850 04 157	Ø 504 mm
Art. 121 850 04 162	Ø 604 mm

Art. 123 850 42 024	Ø 350 mm
---------------------	----------

Art. 101 704 29 042	Ø 300 mm
Art. 101 700 85 446	Ø 350 mm
Art. 101 704 29 043	Ø 400 mm



1A1RSS Beton PRO

Speed ●
Cutting of reinforcement ●●●
Lifetime ●●



- Designed for floor saws and power cutters with low and medium power (4-9 kWt)
- Universal application. Fast and stable cutting speed.

Art. 101 700 85 424	Ø 300 mm
Art. 101 700 85 389	Ø 350 mm
Art. 101 700 85 425	Ø 400 mm
Art. 101 700 85 152	Ø 450 mm
Art. 101 700 85 111	Ø 500 mm



1A1RSS METEOR H15

Speed ●●●●●
Cutting of reinforcement ●●●●●
Lifetime ●●●●●



- Consistently high performance on reinforced concrete.
- High bi-turbo segment (15 mm).
- Suitable for low-power petrol saws (up to 9 kW), even without a base adapter.

Art. 123 850 55 023	Ø 300 mm
Art. 123 850 55 025	Ø 350 mm
Art. 123 850 55 027	Ø 400 mm
Art. 123 850 55 029	Ø 450 mm
Art. 123 850 55 033	Ø 500 mm
Art. 123 850 55 035	Ø 600 mm



1A1RSS JET CUT

Speed ●●●●●
Cutting of reinforcement ●●●●●
Lifetime ●●●●●



- The JETCut blade is a new, excellent high-speed cutting blade.
- W-shaped segments allow exceptionally fast cutting of heavily reinforced concrete.
- JETCut is 15% lighter than a regular blade due to thinner segments and a slimmer steel core.

Art. 12385085022	Ø 300 mm
Art. 12385551160	Ø 350 mm
Art. 12385085026	Ø 400 mm



1A1RSS XXL

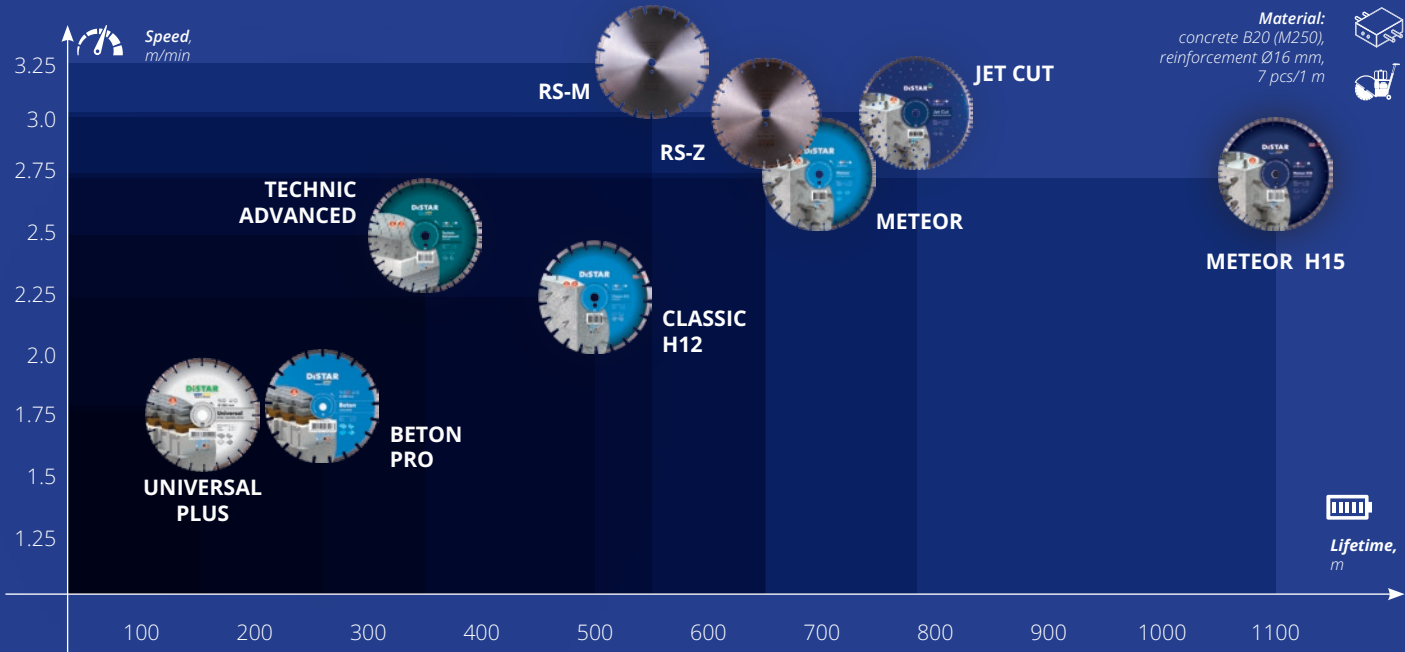
Speed ●●●●●
Cutting of reinforcement ●●●●●
Lifetime ●●●●●



- This blade features the highest diamond segment on the market — 20 mm.
- It is designed for working with reinforced concrete and handles this demanding construction material exceptionally well.
- The blade has an outer diameter of 350 mm and a mounting bore of 25.4 mm, and is used on petrol cut-off saws and joint saws with cooling.

Art. 143 205 30 024	Ø 350 mm
---------------------	----------

Positioning of diamond cutting blades for cutting concrete with floor saws

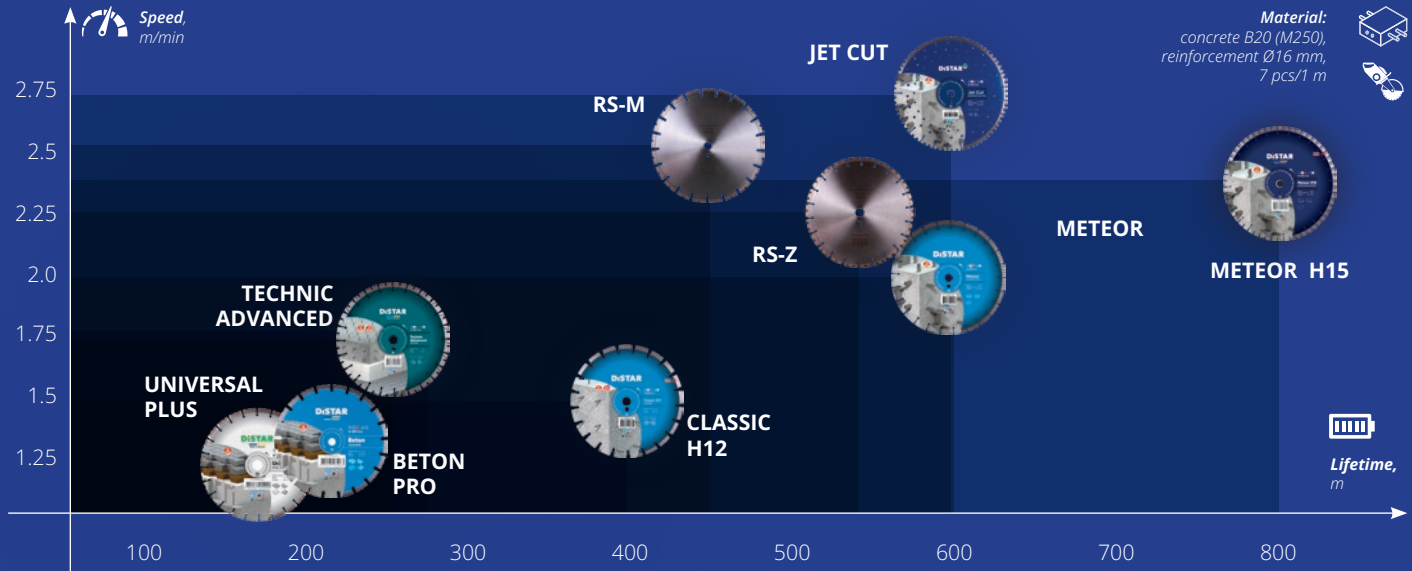


Performance parameters are given for following conditions:

- cutting the material indicated on the charts;
- cutting with 350 mm blade diameter;
- cutting depth – 110 mm;
- straight cutting;
- work with operational **floor saw** with power of 9.6 kW and rotation speed 2500 rpm;
- at an air temperature of +25 °C.

The data is for information only. Under different conditions performance parameters may vary.

Positioning of diamond cutting blades for cutting concrete with petrol saws and power cutters



Performance parameters are given for following conditions:

- cutting the material indicated on the charts;
- cutting with 350 mm blade diameter;
- cutting depth – 110 mm;
- straight cutting;
- work with operational **petrol saw** with power of 4.3 kW and rotation speed 4700 rpm;
- at an air temperature of +25 °C.

The data is for information only. Under different conditions performance parameters may vary.

Classification of concrete




Concrete strength class (C) according to DBN	Concrete strength class (B) according to SNiP	Application
C10/12,5	B7, 5	- Sidewalks, pedestrian paths
	B10	- Curb around the building
	B12,5	- Masonry, concrete underlay for floors - Fence foundation
C12/15	B15	- Ceiling slabs - Road surfaces with light loads - Building foundations
C16/20	B20	- Monolithic foundations, monolithic walls - Pedestrian and bicycle paths - Foundation curbs - Stair landings
C18/22,5	B22,5	- Monolithic road surfaces subjected to heavy loads - Ceiling slabs, manholes, pipes - Stair flights, landings
C20/25	B25	- Monolithic residential construction - Curbs, main roads - Columns, load-bearing structures - Beams, multi-ribbed ceiling slabs - Swimming pools, water parks
C25/30	B30	- Basement floors in skyscrapers - Monolithic reinforced concrete structures of shopping and entertainment centers, swimming pools, water parks - Airport concrete
C28/35	B35	
C28/35	B35	
C32/40	B40	
C35/45	B45	- Bridges, dams, reservoirs, metro
C40/50	B50	- Bank vaults, bomb shelters
C40/50	B55	
C45/55	B60	

The concrete grade (class) is an indicator that characterizes its strength. The strength directly affects the efficiency of the tool. Generally, as concrete strength increases, tool productivity decreases, but durability improves. Knowing the type of structure to be cut allows for an approximate determination of the concrete grade and the appropriate selection of tools for the job.

In construction, cutting fresh concrete is often necessary. These are critical technological operations related to creating expansion joints, which help control crack formation and prevent deformations in the concrete surface. Depending on the curing time from the moment of pouring, the concrete's strength changes (see table). Concrete strength significantly impacts tool performance, particularly its lifespan.

Curing period, days*	Strength percentage (%) at an average temperature, °C					
	-3	0	+5	+10	+20	+30
1	3	5	9	12	23	35
2	6	12	19	25	40	55
3	8	18	27	37	50	65
5	12	28	38	50	65	80
7	15	35	48			
14	20	50	62			
28	25	65	77			

*Concrete C12/15–C40/50



5D
CLASS



THE BEST FOR ASPHALT

1A1RSS SPRINTER PLUS

Speed ● ● ● ●
Lifetime ● ● ● ● ●



- Designed for work on average power drives (5-13 kW).
- Optimal cutting speed and lifetime ratio.
- Equipped with protective segments.
- Work with or without cooling.

Art. 124 850 87 022	Ø 300 mm
Art. 124 850 87 024	Ø 350 mm
Art. 124 850 87 026	Ø 400 mm
Art. 124 850 87 028	Ø 450 mm
Art. 124 850 87 031	Ø 500 mm
Art. 124 850 87 034	Ø 600 mm



1A1RSS ABRASIVE

Speed ●●●●
Lifetime ●●●●



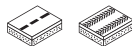
- Designed for work on average power drives (5-13kW).
- With protective segments.
- Work with or without cooling.
- High cutting speed.

Art. 130 851 29 022	Ø 300 mm
Art. 124 851 29 014	Ø 350 mm
Art. 130 851 29 026	Ø 400 mm
Art. 124 851 29 028	Ø 450 mm
Art. 130 851 29 031	Ø 500 mm



1A1RSS Asphalt PRO

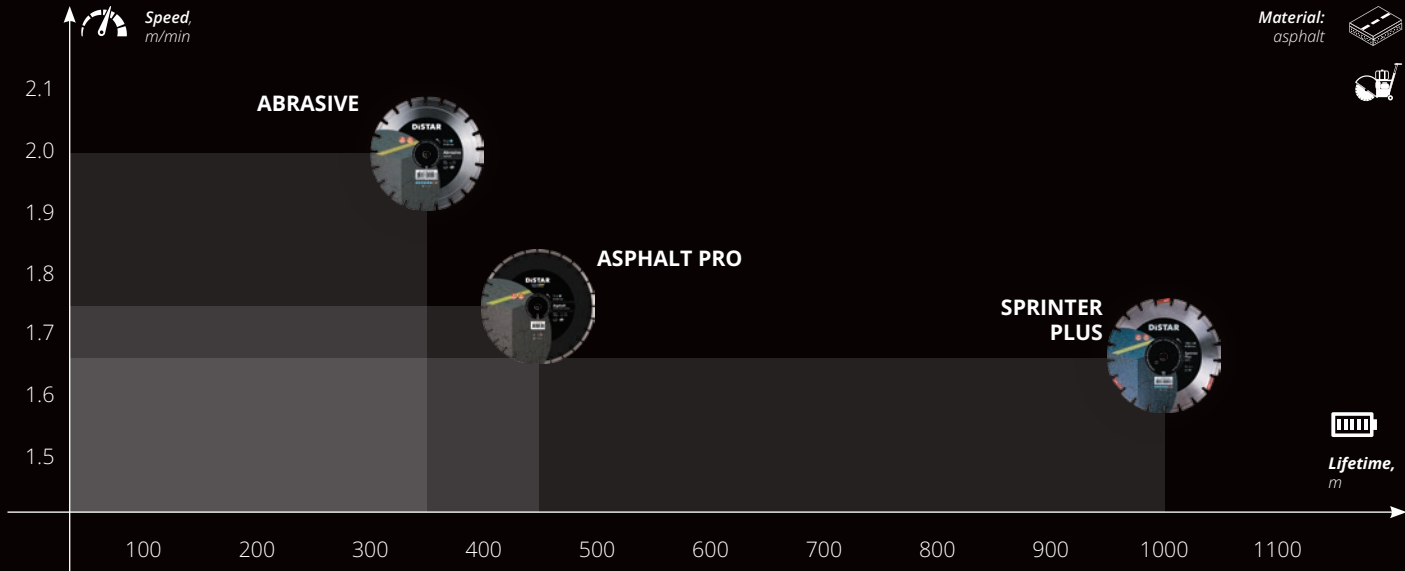
Speed ●●●●
Lifetime ●●●●



- Designed for floor saws and power cutters with low and medium power (4-9 kW).
- Provides fast cutting speed even with low power floor saws.

Art. 943 200 05 022	Ø 300 mm
Art. 943 200 05 024	Ø 350 mm
Art. 943 200 05 026	Ø 400 mm
Art. 943 200 05 028	Ø 450 mm
Art. 942 200 05 031	Ø 500 mm

Positioning of diamond cutting blades for cutting asphalt with floor saw



Performance parameters are given for following conditions:

- cutting the material indicated on the charts;
- cutting with 350 mm blade diameter;
- cutting depth - 50 mm;
- straight cutting;
- work with operational floor saw with power of 13 kW and rotation speed 2500 rpm;
- at an air temperature of +25 °C.

The data is for information only. Under different conditions performance parameters may vary.



DGS-S Green Point

Speed
Lifetime



- Its 77 diamond segments make any material melt under the cup grinding disc.
- The lightweight design reduces the wear on the angle grinder and improves work comfort, made from durable steel for safe operation.
- The large number of holes in the body ensures effective dust removal (when using a dust protection guard).

Art. 111 270 48 020	Ø 125 mm
---------------------	----------



DGS-S ProTECH

Speed
Lifetime



- A diamond grinding cutter is available for processing surfaces of concrete and natural stone.
- The lightweight body with tear-shaped holes allows for easy grinding of walls and ceilings.
- The innovative diamond-bearing layer is designed for processing materials such as concrete, brick, sandstone, granite, tile adhesive, self-leveling floor, cement screed, and both internal and external concrete panels.

Art. 99 568 442 027	Ø 125 mm
---------------------	----------




DGS-H GRINDEX

Speed
Lifetime



- Designed for working with heavy concrete: basement floors, reinforced concrete structures of pools, docks, and more.
- Lightweight body, high grinding speed, and efficient sludge removal.

Art. 169 153 87 010	Ø 125 mm
---------------------	----------



DGS-W RAPTOR


Speed
Lifetime



- Designed for fast grinding of hard concrete, grinding at a height.
- Light and fast cup wheel. Comfortable work, effective removal of grinding dust from grinding area.

Art. 169 154 80 010	Ø 125 mm
Art. 169 154 80 012	Ø 150 mm
Art. 169 154 80 014	Ø 180 mm

Positioning of diamond grinding cup wheels



Performance parameters are given for following conditions:

- grinding the material indicated on the charts;
- grinding with 125 mm cup wheel diameter;
- grinding depth – 1.0 mm;
- work with operational angle grinder with power of 1.4 kW and rotation speed 11 000 rpm;
- at an air temperature of +25 °C.

The data is for information only. Under different conditions performance parameters may vary.

Advanced solutions for materials processing

This display contains the MOST POPULAR ITEMS of TM Mechanic tools for various industries:

- for effective dust extraction during cutting, drilling, grinding, chasing, etc.
- for the convenience of performing standard types of work
- for facilitating the work with diamond tools
- for sharpening diamond tools, etc.

It is best to place next to the display of TM DISTAR, increasing the average sales check due to additional sales of blades, drill bits, grinding cup wheels, etc.

MOST SUITABLE for medium and large tool and hardware stores





AirDUSTER¹¹⁵⁻¹²⁵

Accessory attachment for angle-grinder 115-125



- Dust exhausting with your angle grinder.
- Effective even with low-power vacuum cleaners.
- Complete overview of the cutting zone.
- Effective blade cooling.

AirDUSTER²³⁰

Accessory attachment for angle-grinder 230



- Dust exhausting with your angle grinder.
- Effective even with low-power vacuum cleaners.
- Complete overview of the cutting zone.
- Effective blade cooling.

AirCHASER¹¹⁵⁻¹²⁵

Chasing accessory attachment for angle-grinder 115-125



- Chasing without dust.
- Adjustable chasing depth.
- Complete overview of the chasing zone.
- Effective blade cooling.

AirCHASER²³⁰

Chasing accessory attachment for angle-grinder 230



- Chasing without dust.
- Adjustable chasing depth.
- Complete overview of the chasing zone.
- Effective blade cooling.

Art. 195 684 42 013

Ø 115-125 mm

Art. 195 684 42 014

Ø 230 mm

Art. 195 684 42 224

Ø 115-125 mm


Art. 195 684 42 015

Ø 230 mm

BRUSHES VORTEX



RAPTOR



GRIND WITHOUT DUST

VORTEX

Dust collector cover



- The device has a universal locking system, suitable for any angle grinder 115-125mm.
- Due to the spring-loaded brush, movement during grinding does not require any effort, and dust extraction achieves maximum efficiency.
- Opening the side cover allows you to grind the surface close to the wall or floor.

Art. 895 684 42 104



AquaDUSTER¹⁶²

Attachment for sucking out water while drilling.



- Reliable vacuum clamping.
- Removal of water and cuttings.
- Drilling diameter up to 162 mm.

Art. 195 684 42 162

Ø 162 mm



DrillDuster⁸² 3.0

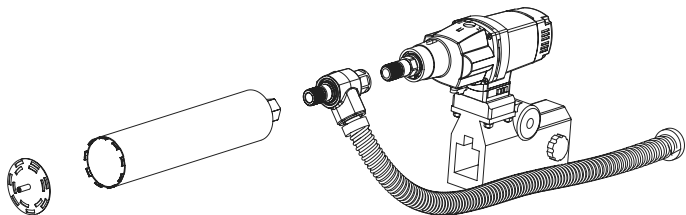
Dust extraction attachment for drilling



- Reliable vacuum clamping.
- Drilling diameter up to 82 mm.
- Removing dust and debris particles.
- Durable, reliable product material.

Art. 714 190 31 048

Ø 82 mm



DRILLING WITHOUT DUST

1 1/4 UNC x M18 DrillSTREAM

Dust extraction collector



- Effective dust removal
- Cooling of the drilling area
- Universal vacuum cleaner connection

Art. 195 684 42 025

1 1/4 UNC x 1 1/4 UNC DrillSTREAM ALUMINIUM

Aluminum dust extraction collector



- Effective dust removal
- Cooling of the drilling area
- Universal vacuum cleaner connection
- Aluminum body, weighing only 0.5 kg

Art. 701 154 29 037

1 1/4 UNC x 1 1/4 UNC DrillSTREAM

Dust extraction collector

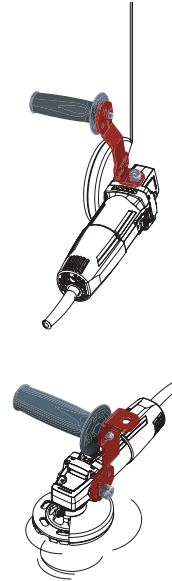


- Effective dust removal
- Cooling of the drilling area
- Universal vacuum cleaner connection

Art. 795 684 42 115



**ADAPTER
1 1/4 UNC X M18**



Abrasive

Sharpening bar



- Effectively sharpens discs for cutting tiles.
- Two sides with large and fine grain.
- Enough to sharpen 10-15 times.

Art. 195 684 44 000

HANDLE 115-125


Angle grinder holder



- Quick and easy assembly of the work table.
- Extremely comfortable grinding and roughing.
- Right/left position.

Art. 714 190 31 021

Ø 115-125 mm



EASY START DRILLING

Centrator

Easy drilling



- Easy drilling.
- Smooth hole edge.
- Suitable for RS/RM-TX diamond drill bits and Concrete-X drill bits.

**RS-TX
RM-TX**



CONCRETE-X



Art. 714.190.31.031	42/52 mm
Art. 714.190.31.030	62/72 mm
Art. 714.190.31.029	82/102 mm
Art. 714.190.31.024	112/122 mm
Art. 714.190.31.026	132/142 mm
Art. 714.190.31.027	152/162 mm
Art. 714.190.31.028	182/200 mm





RS/RM-TX



CONCRETE-X



ALWAYS IN THE MIDDLE

Centrator SPRING

Center with spring for pre-drilling




- Spring-loaded steel cone.
- Instant drilling without pre-drilling the hole.
- Two sets are available for diameters 42-122 mm and 112-162 mm.
- Spring centerers are suitable for RS/RM-TX and Concrete-X drill bits intended for dry drilling.

Art. 70115429034	42/122 mm
Art. 71419031039	112/162 mm

DISTAR

Advanced diamond tools



DIAMOND SEGMENTS

DIAMOND DRILL BITS

HDP RS6

Speed	••••
Drilling of reinforcement	•••••
Lifetime	••••



- Universal segment for the most kinds of work.
- Segment has a neutral layer for better attachment to the core.

HDP RS7

Speed	•••••
Drilling of reinforcement	•••••
Lifetime	••••



- Soft segment.
- High drilling speed even on fine-gained hard reinforced concrete.
- Segment has a neutral layer for better attachment to the core.

HDP RS7X

Speed	•••••
Drilling of reinforcement	•••••
Lifetime	••••



- Segment with arranged diamonds.
- Provides stable drilling of hard highly-reinforced concrete.
- Stable drilling speed in different conditions (horizontal, deep drilling).
- Segment has a neutral layer for better attachment to the core.



Art. 3853 7511 052	R 16
Art. 3853 7511 200	R 21
Art. 3853 7511 059	R 25
Art. 3853 7511 063	R 30
Art. 3853 7511 104	R 40
Art. 3853 7511 183	R 55
Art. 3853 7511 003	R 70
Art. 3853 7511 185	R 85
Art. 3853 7511 010	R 125
Art. 3853 7511 015	R 200

Art. 3853 7521 052	R 16
Art. 3853 7521 200	R 21
Art. 3853 7521 059	R 25
Art. 3853 7521 063	R 30
Art. 3853 7521 104	R 40
Art. 3853 7521 183	R 55
Art. 3853 7521 185	R 70
Art. 3853 7521 003	R 85
Art. 3853 7521 010	R 125
Art. 3853 7521 015	R 200

Art. 38 537 074 053	R 16
Art. 38 537 074 201	R 21
Art. 38 537 074 050	R 25
Art. 38 537 074 064	R 30
Art. 38 537 074 105	R 40
Art. 38 537 074 183	R 55
Art. 38 537 074 186	R 70
Art. 38 537 074 004	R 85
Art. 38 537 074 010	R 125
Art. 38 537 074 015	R 200



NEW



HD RS8X

Speed+
 Drilling of reinforcement
 Lifetime



- New segment for a wide range of materials.
- Works fairly quickly in a variety of conditions with good service life.
- A versatile segment for most jobs.

Art. 3853 7519 052	R 16 (Ø 32 mm)
Art. 30115017018	R 21 (Ø 32 mm)
Art. 30117126011	R 25 (Ø 52-57 mm)
Art. 30117126018	R 30 (Ø 62-67 mm)
Art. 30215032018	R 40 (Ø 77-92 mm)
Art. 30215044005	R 55 (Ø 102-127 mm)
Art. 30216032018	R 70 (Ø 132-152 mm)
Art. 30216126011	R 85 (Ø 162-182 mm)
Art. 30217044005	R 125 (Ø 200-275 mm)
Art. 30115428019	R 200 (Ø 300-600 mm)

HD RM7H

Speed
 Drilling of reinforcement
 Lifetime



- Universal segment for the most kinds of work.
- Long lifetime.

Art. 3853 7519 052	R 16 (Ø 32 mm)
Art. 3853 7519 069	R 21 (Ø 32 mm)
Art. 3853 7519 059	R 25 (Ø 52-57 mm)
Art. 3853 7519 063	R 30 (Ø 62-67 mm)
Art. 3853 7519 104	R 40 (Ø 77-92 mm)
Art. 3853 7519 183	R 55 (Ø 102-127 mm)
Art. 3853 7519 185	R 70 (Ø 132-152 mm)
Art. 3853 7519 003	R 85 (Ø 162-182 mm)
Art. 3853 7519 010	R 125 (Ø 200-275 mm)
Art. 3853 7519 015	R 200 (Ø 300-600 mm)

KHP RM4

Speed
 Drilling of reinforcement
 Lifetime



- Provides stable drilling of reinforced concrete, brick.
- Segment has a neutral layer for better attachment to the core.

Art. 3853 7325 045	Ø 10 mm
Art. 3853 7325 047	Ø 12 mm
Art. 3853 7325 049	Ø 14 mm
Art. 3853 7325 052	Ø 16 mm
Art. 3853 7325 055	Ø 18 mm
Art. 3853 7325 057	Ø 20 mm
Art. 3853 7325 059	Ø 25 mm
Art. 3853 7325 061	Ø 28 mm
Art. 3853 7325 063	Ø 30 mm
Art. 3853 7325 065	Ø 32 mm
Art. 3853 7325 066	Ø 35 mm

KHP RS-TURBO

Speed
 Drilling of reinforcement
 Lifetime

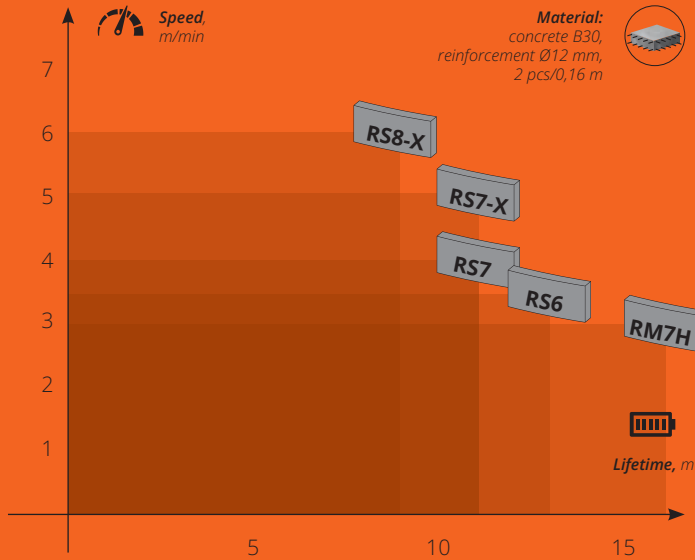


- The composition of diamonds and bonds, the turbocharged shape of the segment allows you to quickly pass solid concrete and even solid metal reinforcement.
- Experience the real turbo-drilling speed.
- The segment can be attached to the steel body of the drill both by soldering or laser welding. It is used on drilling machines with the cooling with a capacity of up to 2.6 kW.

Art. 1017 0429 040	Ø 35 mm
--------------------	---------

Positioning of segments for drill bits

For equipment with 2,9 kW power

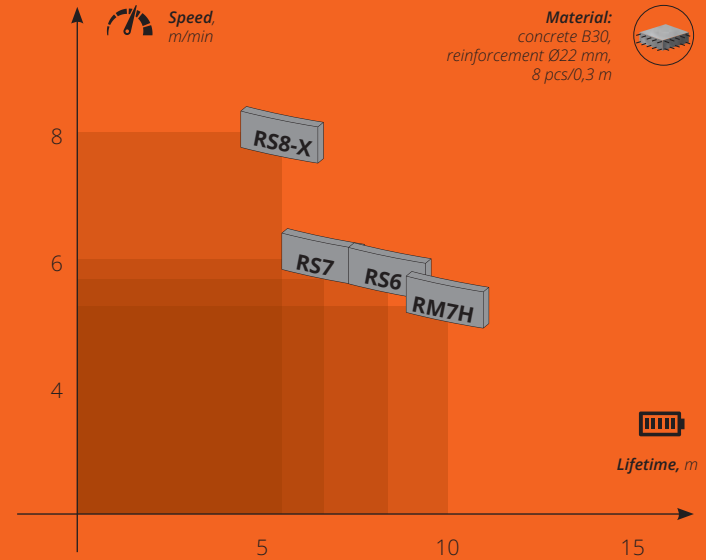


Performance parameters are given for following conditions:

- drill bit diameter **112 mm**;
- concrete **B30 (M400)**;
- armature 2 pcs, diameter **12 mm**;
- rotation speed **640 RPM**;
- water supply **5,0 l/min**;
- machine power **2,0 kW**;
- air temperature **+20 °C**.

The data is for information only. Under different conditions performance parameters may vary.

For equipment with 3,0 kW power



Performance parameters are given for following conditions:

- drill bit diameter **112 mm**;
- concrete **B30 (M400)**;
- armature 8 pcs, diameter **22 mm**;
- rotation speed **640 RPM**;
- water supply **5,0 l/min**;
- machine power **3,2 kW**;
- air temperature **+20 °C**.

The data is for information only. Under different conditions performance parameters may vary.



DBD **RM8-X** 450 1 1/4 UNC

Lifetime	•••••
Drilling of reinforcement	•••••
Lifetime	•••••



- Fast drilling of heavily reinforced concrete.
- Easy and comfortable drilling into the material.
- DIAFIX technology provides stable drilling speed on each drilling step.

Art. 10170085169	Ø 42 mm
Art. 10170085170	Ø 47 mm
Art. 10170085182	Ø 52 mm
Art. 10170085155	Ø 62 mm
Art. 10170085173	Ø 72 mm
Art. 10170429050	Ø 77 mm
Art. 10170085232	Ø 82 mm
Art. 10170085229	Ø 92 mm
Art. 10170085224	Ø 102 mm
Art. 10170085185	Ø 112 mm
Art. 10170085561	Ø 122 mm
Art. 10170085213	Ø 126 mm
Art. 10170085218	Ø 132 mm
Art. 10170085235	Ø 142 mm
Art. 10170085188	Ø 152 mm
Art. 10170085143	Ø 162 mm
Art. 10170085140	Ø 172 mm
Art. 10170085137	Ø 182 mm
Art. 10170085205	Ø 200 mm
Art. 10170085221	Ø 250 mm
Art. 10170085510	Ø 280 mm
Art. 10170085202	Ø 300 mm



DLD **RS6** 450 1 1/4 UNC

Speed ● ● ● ●
 Drilling of reinforcement ● ● ● ● ● ● ● ●
 Lifetime ● ● ● ●




- Universal segment for the most kinds of work.

EXTENSION
 1 1/4"



Art. 3790 3370 065	Ø 32 mm
Art. 3790 3370 069	Ø 42 mm
Art. 3790 3370 071	Ø 47 mm
Art. 3790 3370 073	Ø 52 mm
Art. 3790 3370 074	Ø 57 mm
Art. 3790 3370 077	Ø 62 mm
Art. 3790 3370 080	Ø 72 mm
Art. 3790 3370 082	Ø 77 mm
Art. 3790 3370 083	Ø 82 mm
Art. 3790 3370 086	Ø 92 mm
Art. 3790 3370 087	Ø 102 mm
Art. 3790 3370 089	Ø 112 mm
Art. 3790 3370 090	Ø 122 mm
Art. 3790 3370 091	Ø 126 mm
Art. 3790 3370 092	Ø 132 mm
Art. 3790 3370 093	Ø 142 mm
Art. 3790 3370 094	Ø 152 mm
Art. 3790 3370 096	Ø 162 mm
Art. 3790 3370 097	Ø 172 mm
Art. 3790 3370 098	Ø 182 mm
Art. 3790 3370 099	Ø 202 mm
Art. 3790 3370 101	Ø 225 mm
Art. 3790 3370 009	Ø 250 mm
Art. 3790 3370 022	Ø 300 mm
Art. 3780 3370 024	Ø 350 mm
Art. 3780 3370 026	Ø 400 mm
Art. 3780 3370 028	Ø 450 mm
Art. 3780 3370 031	Ø 500 mm




DLD **RS7** 450 1 1/4 UNC

Speed ● ● ● ●
 Drilling of reinforcement ● ● ● ● ● ● ● ●
 Lifetime ● ● ● ●



- Soft segment.
- High drilling speed even on hard reinforced concrete.

Art. 3790 3521 065	Ø 32 mm
Art. 3790 3521 069	Ø 42 mm
Art. 3790 3521 071	Ø 47 mm
Art. 3790 3521 073	Ø 52 mm
Art. 3790 3521 074	Ø 57 mm
Art. 3790 3521 077	Ø 62 mm
Art. 3790 3521 080	Ø 72 mm
Art. 3790 3521 082	Ø 77 mm
Art. 3790 3521 083	Ø 82 mm
Art. 3790 3521 086	Ø 92 mm
Art. 3790 3521 087	Ø 102 mm
Art. 3790 3521 089	Ø 112 mm
Art. 3790 3521 090	Ø 122 mm
Art. 3790 3521 091	Ø 126 mm
Art. 3790 3521 092	Ø 132 mm
Art. 3790 3521 093	Ø 142 mm
Art. 3790 3521 094	Ø 152 mm
Art. 3790 3521 096	Ø 162 mm
Art. 3790 3521 097	Ø 172 mm
Art. 3790 3521 098	Ø 182 mm
Art. 3790 3521 015	Ø 200 mm
Art. 3790 3521 101	Ø 225 mm
Art. 3790 3521 019	Ø 250 mm
Art. 3790 3521 022	Ø 300 mm



NEW



RPZ RS-X

Speed
Cutting of reinforcement
Lifetime



- Segment with arranged diamonds for consistently high performance.
- Quick start thanks to a stepped work surface.
- Improved laser welding thanks to a diamond-free layer.
- Laserweldable segments.

RS-X

Art. 3863 7074 187	4,5 mm
Art. 3863 7326 187	5,0 mm

RPZ RM-X

Speed
Cutting of reinforcement
Lifetime



RM-X

Art. 3863 7386 187	4,5 mm
Art. 3863 7393 187	5,0 mm

ARPV RS-2U

Speed
Cutting of reinforcement
Lifetime



- Special segment shape and unique formula provide very fast cutting of highly reinforced concrete.
- Fast cutting of longitudinal reinforcement.
- Recommended for the machines up to 15 kWt.

Art. 3863 7068 001	4,5 mm
Art. 3863 7068 000	5,0 mm

ARPV RS-2U PLUS

Speed
Cutting of reinforcement
Lifetime

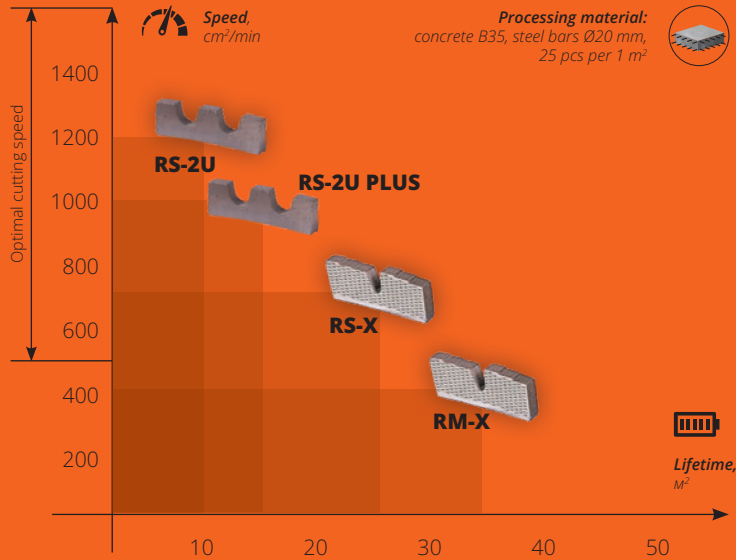


- The special shape of the segment and its unique formula ensure very fast cutting of heavily reinforced concrete
- Fast cutting of longitudinal reinforcement
- Recommended for machines with a power of up to 15 kW

Art. 10170085443	4,5 mm
Art. 10170085440	5,0 mm

Positioning of segments for wall saws

Machines **up to 15 kWt**

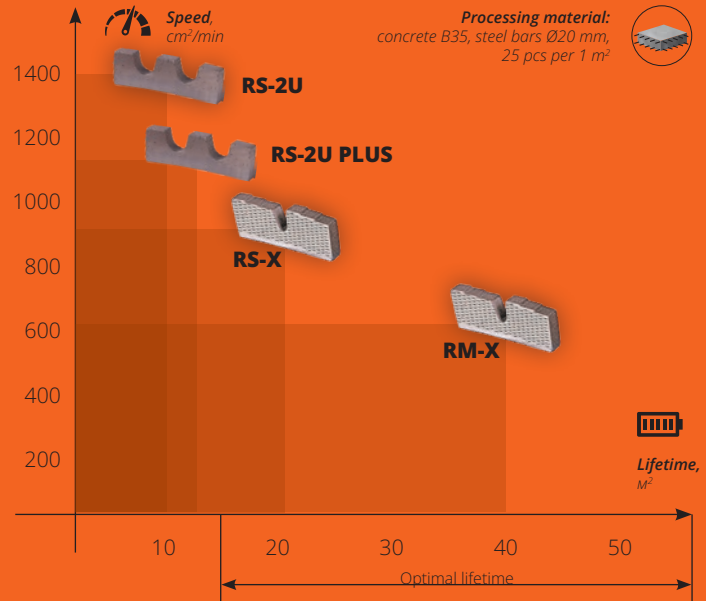


Performance parameters are given for:

- blade diameter 800 mm
- segment thickness 4.5 mm
- concrete B35
- 25 steel bars $\varnothing 20$ mm per meter
- water cooling 15 l/min
- machine power **10 kWt**
- ambient temperature $+20$ °C

The data is for information only. In different operating conditions the performance parameters may vary.

Machines **over 15 kWt**



Performance parameters are given for:

- blade diameter 800 mm
- segment thickness 4.5 mm
- concrete B35
- 25 steel bars $\varnothing 20$ mm per meter
- water cooling 15 l/min
- machine power **20 kWt**
- ambient temperature $+20$ °C

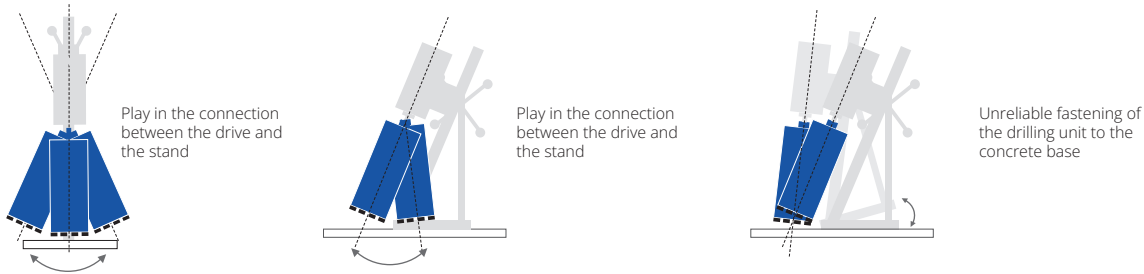
The data is for information only. In different operating conditions the performance parameters may vary.

****Expert Tips FOR Drilling****

- In the event that the core becomes stuck, push it as far as possible into the drill. Remove any concrete residues and debris by thoroughly rinsing the drill's interior with a strong stream of water. Then, with a sharp motion, release the core from inside the drill.




- Before starting work, thoroughly inspect the equipment. It is very important to check for any play (movement) in the stand's guides and at the mounting points of the drive components. The drilling rig must be securely fixed and should not have any play at the connection points with the stand.
- Avoid unstable mounting of the rig to concrete or brick surfaces, as this reduces the drill's durability and performance. In some cases, it can even lead to damage to the rig.



Before securing the drill in the rig, check the cleanliness of the mounting surfaces, the spindle, and the drill itself, ensuring there are no damages, dents, or scratches. Safely secure the drill in the motor spindle, eliminating any play in the connection points.

All drilling options

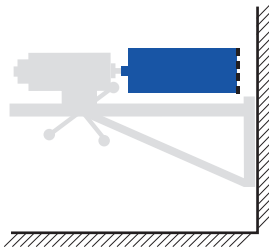
In practice, depending on requirements, drilling can be performed in vertical, horizontal, or angled positions. Each of these setups has its own specific considerations.



VERTICAL DRILLING

Optimal tool usage. By following general rules, no difficulties arise during operation.

Vertical drilling of hollow ceiling slabs requires control over the amount of water. Most of it enters the concrete voids. It is necessary to reduce feed force and increase water supply.

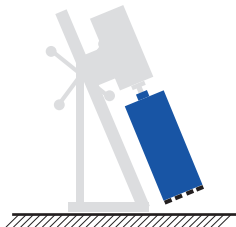


HORIZONTAL DRILLING

The diamond drill is fixed on the support. Significant vibrations and drill runout may occur. Under such conditions, it is especially important to monitor the equipment's condition. Even slight play in the guide rails of the stand can lead to considerable drill runout, complicating the drilling process and potentially causing blockage or damage to the drill.

During horizontal drilling, water quickly exits the drilling zone.

Be prepared for a decrease in drilling speed and tool lifespan. If possible, increase the water supply or use drainage pumps with portable tanks. It is recommended to avoid applying excessive pressure on the drilling machine handle to prevent damage to the diamond segments.



ANGLED DRILLING

Keep in mind that when drilling at an angle, the distance from the center of the future hole to the anchor securing the stand increases. Therefore, it is best to position the setup with the drill already installed directly at the drilling site.


Initial drilling may cause the drill to deviate (forward or sideways). For this reason, it is more convenient to start drilling using a guide template. Extruded polystyrene foam or plywood can be used for this purpose.

Exercise caution, as there is a high risk of the core cracking during removal and falling if drilling upward.



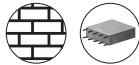
DIAMOND BLADES

for power/electric
cutters
and floor saws



CHG **RM-W**

Speed
Cutting of reinforcement
Lifetime



- This special W-like profile of segments makes this blade very fast when cutting concrete and reinforcements. Affordable price.

Art. 3432 0065 022	Ø 300 mm
Art. 3432 0065 024	Ø 350 mm
Art. 3432 0065 026	Ø 400 mm



CLG **RS-Z**

Speed
Cutting of reinforcement
Lifetime



- Aggressive design of segment in combination with very hard diamonds allows to work with hard heavy-reinforcement concrete.

Art. 3218 5075 171	Ø 300 mm
Art. 3218 5075 160	Ø 350 mm
Art. 3218 5075 121	Ø 400 mm
Art. 3218 5075 161	Ø 450 mm
Art. 3218 5075 157	Ø 500 mm
Art. 3218 5075 162	Ø 600 mm



CLG **RS-M**

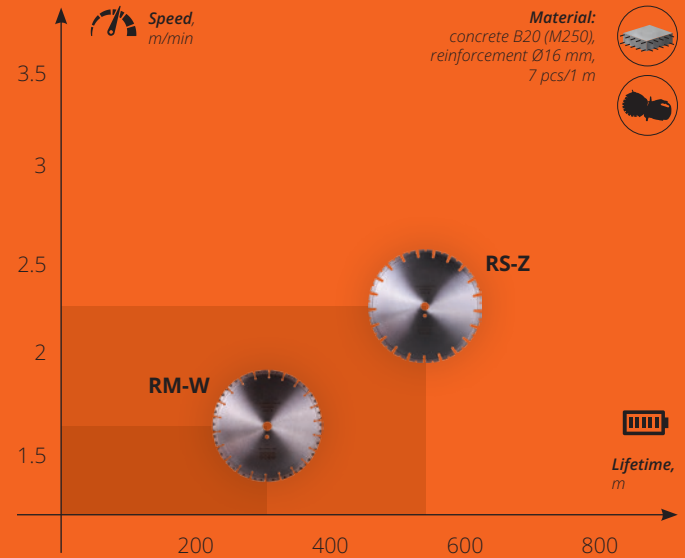
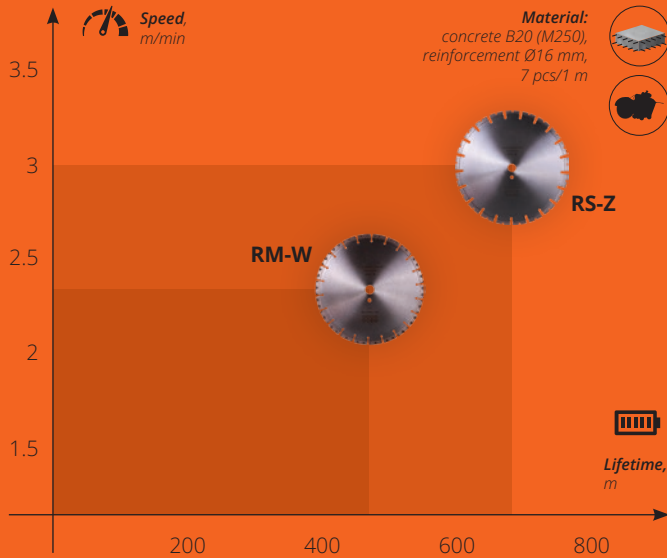
Speed
Cutting of reinforcement
Lifetime



- Exceptional cutting speed with a specially shaped segment.
- Ultra-easy cutting.
- Recommended for petrol saws without an adapter (floor-mounted).

Art. 3238 5073 022	Ø 300 mm
Art. 3238 5073 024	Ø 350 mm
Art. 3238 5073 026	Ø 400 mm
Art. 3238 5073 028	Ø 450 mm

Positioning of diamond cutting blades for concrete cutting on floor saws and power cutters



Performance parameters are given for following conditions:

- cutting the material indicated on the charts;
- cutting with 350 mm blade diameter;
- cutting depth – 110 mm;
- straight cutting;
- work with operational **floor saw** with power of 13 kW and rotation speed 2500 rpm, water cooling;
- at an air temperature of +25 °C.

The data is for information only. Under different conditions performance parameters may vary.

Performance parameters are given for following conditions:

- cutting the material indicated on the charts;
- cutting with 350 mm blade diameter;
- cutting depth – 110 mm;
- straight cutting;
- work with operational **petrol saw** with power of 4.3 kW and rotation speed 4700 rpm, water cooling, working with floor adapter;
- at an air temperature of +25 °C.

The data is for information only. Under different conditions performance parameters may vary.



**LASER
WELDED**



DIAFIX

**LASER
WELDED**

NEW



DIAMOND SHIELDS FOR WALL SAWS

CLW **RS-X** / CBW **RS-X**

Speed
Cutting of reinforcement
Lifetime



- For use on wall saws with a power of up to 15 kW.
- For low abrasion concrete with medium and heavy reinforcement.

CLW **RM-X** / CBW **RM-X**

Speed
Cutting of reinforcement
Lifetime



- For use on wall saws with a power of over 15 kW.
- For low abrasion concrete with medium and heavy reinforcement.

CLW **RS-2U**

Speed
Cutting of reinforcement
Lifetime



- The shape of the segment and its composition ensures high cutting speed of reinforced concrete.
- Fast cutting even of longitudinal reinforcement.
- Recommended for use on machines with a power of up to 15 kW.

Diameter, mm	Thickness, mm	Кількість сегментів, pcs.	Item number CLW RS-X	Item number CLW RM-X	Item number CLW RS-2U
600	4,5	36	3219 0074 035	3219 0404 134	3218 5068 034
700	4,5	44	3608 5074 182	3609 0404 183	3609 0068 182
800	4,5	46	3609 0074 039	3609 0386 039	-
800	5,0	46	3609 0074 038	3609 0386 040	3609 0068 037
1 000	4,5	54	3609 0074 129	3609 0404 129	3609 0068 129
1 200	4,5	64	3609 0074 119	3609 0386 119	3609 0068 119
1 600	4,5	80	-	-	-



EXTENSION 1 1/4"

- Shank 1 1/4 UNC.
- Distar aluminum extension for diamond crowns.
- It is used for diamond drills, both dry and wet. The mounting thread of the extender is male/female 1 1/4 UNC.
- Available in three lengths—200 mm, 300 mm, and 500 mm—sufficient for through-hole drilling of walls made of brick or concrete constructions.

Art. 310 456	200 mm
Art. 310 455	300 mm
Art. 316 417	500 mm



MAGNET ADAPTER M16 x SDS PLUS

- Outer thread M16 with a SDS Plus shank.
- Used for hammer drills with the SDS Plus socket.
- Possible to use with the socket drills.

Without a centering drill

Art. 277 326

With a centering drill

Art. 324 465



ADAPTER 1 1/4"H x 1/2"H GAS

- Inner thread 1 1/4" UNC, inner thread 1/2 GAS.

Art. 200 342



ADAPTER 1 1/4"G x 1/2"G GAS

- Outer thread 1 1/4" UNC, outer thread 1/2 GAS.

Art. 257 724



EXTENSION 1/2 GAS

- Shank 1/2 GAS.

Art. 251 222	200 mm
Art. 251 223	300 mm
Art. 251 224	500 mm



EXTENSION 1 1/4"

- Shank 1 1/4 UNC.

Art. 251 225	200 mm
Art. 251 052	300 mm
Art. 251 054	500 mm



EXTENSION 1 1/4G UNC X1/2H GAS

- The adapter is suitable for diamond drill units DD 130/150/160.

Art. 321 926




EXTENSION 41X25

- The adapter is suitable for diamond drill units DD 200/350.

Art. 277 871

A series of horizontal dotted lines for writing, spanning the width of the page.



Legend Distar

Materials



Glazed ceramic tile



Hard marble



Porcelain gres



The sandstone



Granite



Sandstone



Fine-grained concrete, paving slabs



Brick



Brick solid solid, clinker



Unreinforced concrete, concrete pipes



Reinforced concrete



High-reinforced concrete



Green concrete



Asphalt

Equipment and working conditions



Chaser



Angle grinder



Floor tile cutter



Drilling rig



Gas cut / electro cut



Floor saw



Stationary equipment



Drill



Battery Drill



Working with/without cooling

EN13236

ISO 9001 : 2015
14001 : 2015
45001 : 2018
MANAGEMENT SYSTEM
CERTIFIED BY **AENOR**

